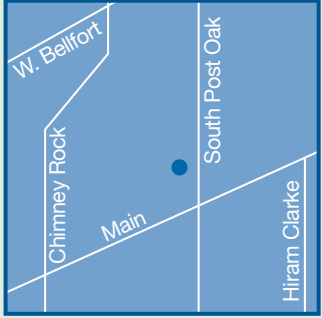


# City of Houston Environmental Service Centers (ESC)



## ESC – South

11500 South Post Oak Rd.  
Houston, TX 77035  
(713) 551-7355

Open: Tuesday and Wednesday  
Hours: 9 AM to 3 PM  
Second Saturday of month  
Hours: 9 AM to 1 PM

[www.houstontx.gov/solidwaste/esc-south.html](http://www.houstontx.gov/solidwaste/esc-south.html)



## ESC – North

5614 Neches, Building C  
Houston, TX 77026  
(713) 551-7355

Open: Second Thursday of month  
Hours: 9 AM to 3 PM

[www.houstontx.gov/solidwaste/esc-north.html](http://www.houstontx.gov/solidwaste/esc-north.html)




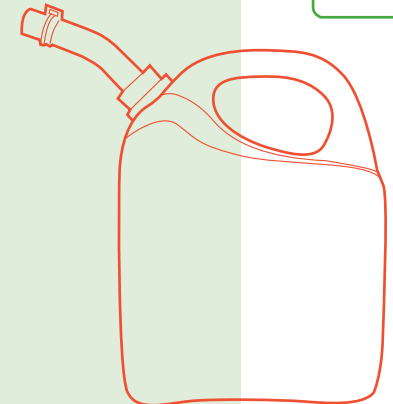



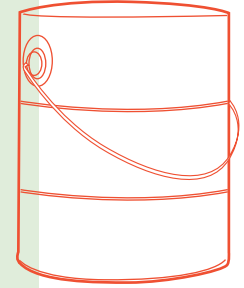

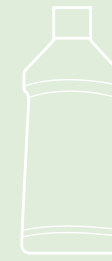
## City of West University Place Public Works Department

3826 Amherst St  
West University Place, TX 77005  
(713) 662-5839 – main office line  
[hhw@westutx.gov](mailto:hhw@westutx.gov)  
[www.westutx.gov](http://www.westutx.gov)



## City of West University Place

# HOUSEHOLD HAZARDOUS WASTE VOUCHER PROGRAM



# HOUSEHOLD HAZARDOUS WASTE VOUCHER PROGRAM



The City of West University Place offers a voucher program for residents to dispose of residential Household Hazardous Waste (HHW) at City of Houston facilities. This program is offered to all West U residents with proof of residency.

The City budgets annually for this program and the vouchers carry a non-transferable monetary value of \$75. The vouchers are provided on a “first come, first served” basis.


## To Request a Voucher

Residents can request a voucher from the Public Works Department by calling (713) 662-5839 or emailing requests to [hhw@westutx.gov](mailto:hhw@westutx.gov). Unfortunately we are unable to mail or fax the vouchers because the City of Houston requires the **original voucher to be presented at the time of delivery**. Vouchers can be picked up Monday – Friday between the hours of 7:30 AM – 5:30 PM at the Public Works Administration Building located at 3826 Amherst Street.

**There is a limit of 100 pounds per trip, and we request that residents take as much HHW as possible in one trip to help minimize the cost of the program to all West U Solid Waste Ratepayers.**

## What is HHW?

These products include oil-based paint (stains, strippers, varnishes), household cleaners, automotive products, pesticides, fertilizers and other yard products. Even electronics such as televisions and computer monitors contain hazardous components. Most products can be identified by such words as “warning,” “danger,” “toxic,” “corrosive,” “irritant,” “flammable,” or “caution” found on the labels.



## Acceptable Materials

- Acid, Antifreeze, Rechargeable Batteries, Aerosol Cans
- Motor Oil, Oil Filters, Brake Fluid, Car Wax, Tires (limit of 2), Power Steering Fluid, Transmission Fluid
- Fuel (gasoline), Kerosene, Cooking Oil
- Paint, Spray Paint, Paint Thinner, Metal Polish
- Solvents, Turpentine, Varnish, Stains
- Degreasers, Drain Cleaners
- Fluorescent/CFL Lights (limit of 20)
- Chemicals Used in Crafts & Hobbies, Pool, Photography, Household
- Fertilizer, Herbicide, Pesticide, Pest Strips
- Propane 5-pound Cylinders, Helium Tanks
- Styrofoam Blocks
- Electronics: Computer Parts, Monitors, Printers, Cell Phones, TVs, Microwaves (limit of 2)

## Unacceptable Materials

- Ammunition
- Alkaline Batteries
- Explosives
- Dioxins
- Medical Waste/Pharmaceuticals
- Radioactive Material
- Waste Generated by Businesses
- PCBs
- Styrofoam Peanuts



**Acceptable materials are determined by the City of Houston and are subject to change with or without notice. Residents are advised to check for updates to this list periodically.**

Visit the City of Houston's website to see the current list of accepted items: <http://www.houstontx.gov/solidwaste/esc.html>



## How to Prepare for HHW Transport

- If possible, keep items in original container/packaging.
- Pack waste carefully in a box to prevent spillage during transport (be prepared to leave your containers).
- Do not mix chemicals!
- Arrange similar chemicals together. Ensure containers are not leaking and lids are tightly sealed. If they are not sealed, place them in a larger container for transport.
- Place your box of household hazardous waste in the trunk of your car or in the bed of your truck.
- Drive slowly and pay attention to traffic personnel, signage, and safety cones when navigating the drop-off site.
- Please remain in your car while your hazardous waste is unloaded by trained personnel.