

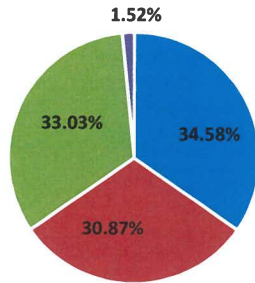
CITY OF WEST UNIVERSITY PLACE

Monthly Investment Report

Period Ending: July 31, 2021



SECURITY SECTOR




■ TexasClass ■ TexPool ■ US Agency ■ JPMorgan


	<u>June 30, 2021</u>	<u>July 31, 2021</u>
	<u>Beginning Balance</u>	<u>Ending Balance</u>
CASH AND INVESTMENT POOLS		
JPMorgan Chase Bank *	Market Value \$ 982,588.82	\$ 691,161.45
TexPool	Market Value \$ 15,064,580.83	\$ 14,021,891.96
TexasClass	Market Value \$ 15,705,509.24	\$ 15,705,775.08
AGENCY SECURITIES		
	Book Value \$ 15,107,821.89	\$ 15,084,501.80
	Market Value \$ 15,106,700.00	\$ 15,062,340.00
	Par Value \$ 15,000,000.00	\$ 15,000,000.00
TOTAL PORTFOLIO		
	Book Value \$ 46,860,500.78	\$ 45,503,330.29
	Market Value \$ 46,859,378.89	\$ 45,481,168.49
	Par Value \$ 46,752,678.89	\$ 45,418,828.49
	Weighted Average Call/Maturity (in days)	38
	Weighted Average Maturity (in days)	38
	Weighted Average Yield to Maturity	0.042%
	Earnings / Current Year to Date	\$ 21,538.16
	Accrued Interest	\$ 1,051.05
COMPARATIVE YIELDS		
	Treasury Bill / 3 Month	0.05%
	Treasury Bill / 6 Month	0.05%
	Treasury Note / 2 Year	0.22%

* Bank Statement Balance

This report is presented in accordance with the Texas Government Code Title 10 / Section 2256.023.

The below signed hereby certify that, to the best of their knowledge on the date this report was generated, the City of West University Place is in compliance with the provisions of Government Code 2256 and with the stated policies and strategies of the City of West University Place.


 Neelie Walker
 Finance Manager


 Katherine DuBose
 Finance Director

City of West University Place
MONTHLY Investment Report - Summary Page
Begin Date: 6/30/2021, End Date: 7/31/2021

Description	CUSIP/Ticker	Settlement Date	Maturity Date	Beginning MV	Ending MV	Beginning BV	Ending BV	Beginning Face Amount/Shares	Ending Face Amount/Shares	Ending Days To Call/ Maturity	Ending Days To Maturity	Ending YTM @ Cost	Interest Earned During Period- BV	Ending Market Accrued Interest
Cash														
JPMorgan Chase Cash	CASH8159	12/31/2015	N/A	982,588.82	691,161.45	982,588.82	691,161.45	982,588.82	691,161.45	1	1	0.000	0.00	N/A
Sub Total/Average Cash				982,588.82	691,161.45	982,588.82	691,161.45	982,588.82	691,161.45	1	1	0.000	0.00	0.00
Local Government Investment Pool														
LGIP LGIP	TEXASCLASS	10/26/2020	N/A	15,705,509.24	15,705,775.08	15,705,509.24	15,705,775.08	15,705,509.24	15,705,775.08	1	1	0.020	0.00	N/A
LGIP LGIP	TEXPOOL	9/30/2008	N/A	15,064,580.83	14,021,891.96	15,064,580.83	14,021,891.96	15,064,580.83	14,021,891.96	1	1	0.019	0.00	N/A
Sub Total/Average Local Government Investment Pool				30,770,090.07	29,727,667.04	30,770,090.07	29,727,667.04	30,770,090.07	29,727,667.04	1	1	0.019	0.00	0.00
US Agency														
FFCB 0.1 11/30/2021	3133EMHS4	12/11/2020	11/30/2021	2,000,140.00	2,001,000.00	2,000,024.98	2,000,019.81	2,000,000.00	2,000,000.00	122	122	0.097	161.49	333.33
FHLB 2.625 12/10/2021	313376C94	12/11/2020	12/10/2021	3,033,060.00	3,027,540.00	3,033,677.95	3,027,152.85	3,000,000.00	3,000,000.00	132	132	0.097	256.15	11,156.25
Sub Total/Average US Agency				5,033,200.00	5,028,540.00	5,033,702.93	5,027,172.66	5,000,000.00	5,000,000.00	128	128	0.097	417.64	11,489.58
US Treasury														
T-Note 2 12/31/2021	912828U81	2/10/2021	12/31/2021	5,047,650.00	5,039,850.00	5,048,582.18	5,040,397.14	5,000,000.00	5,000,000.00	153	153	0.070	238.87	8,423.91
T-Note 2.125 9/30/2021	912828F21	12/11/2020	9/30/2021	5,025,850.00	4,993,950.00	5,025,536.78	5,016,932.00	5,000,000.00	5,000,000.00	61	61	0.096	394.54	35,416.67
Sub Total/Average US Treasury				10,073,500.00	10,033,800.00	10,074,118.96	10,057,329.14	10,000,000.00	10,000,000.00	107	107	0.083	633.41	43,840.58
Total / Average				46,859,378.89	45,481,168.49	46,860,500.78	45,503,330.29	46,752,678.89	45,418,828.49	38	38	0.042	1,051.05	55,330.16

City of West University Place
Monthly Investment Report - Part A
Begin Date: 6/30/2021, End Date: 7/31/2021

Description	CUSIP/ Ticker	Beginning Face Amount/ Shares	Ending Face Amount/ Shares	Beginning MV	Ending MV	Beginning BV	Ending BV	Beginning YTM @ Cost	Ending YTM @ Cost	Ending Market Accrued Interest	Interest/ Dividends	Interest Earned During Period-BV
Cash												
JPMorgan Chase Cash	CASH8159	982,588.82	691,161.45	982,588.82	691,161.45	982,588.82	691,161.45	0.000	0.000	N/A	0.00	0.00
Sub Total/Average Cash		982,588.82	691,161.45	982,588.82	691,161.45	982,588.82	691,161.45	0.000	0.000	0.00	0.00	0.00
Local Government Investment Pool												
LGIP LGIP	TEXASCLASS	15,705,509.24	15,705,775.08	15,705,509.24	15,705,775.08	15,705,509.24	15,705,775.08	0.036	0.020	N/A	0.00	0.00
LGIP LGIP	TEXPOOL	15,064,580.83	14,021,891.96	15,064,580.83	14,021,891.96	15,064,580.83	14,021,891.96	0.013	0.019	N/A	0.00	0.00
Sub Total/Average Local Government Investment Pool		30,770,090.07	29,727,667.04	30,770,090.07	29,727,667.04	30,770,090.07	29,727,667.04	0.025	0.019	0.00	0.00	0.00
US Agency												
FFCB 0.1 11/30/2021	3133EMHS4	2,000,000.00	2,000,000.00	2,000,140.00	2,001,000.00	2,000,024.98	2,000,019.81	0.097	0.097	333.33	0.00	161.49
FHLB 2.625 12/10/2021	313376C94	3,000,000.00	3,000,000.00	3,033,060.00	3,027,540.00	3,033,677.95	3,027,152.85	0.097	0.097	11,156.25	0.00	256.15
Sub Total/Average US Agency		5,000,000.00	5,000,000.00	5,033,200.00	5,028,540.00	5,033,702.93	5,027,172.66	0.097	0.097	11,489.58	0.00	417.64
US Treasury												
T-Note 2 12/31/2021	912828U81	5,000,000.00	5,000,000.00	5,047,650.00	5,039,850.00	5,048,582.18	5,040,397.14	0.070	0.070	8,423.91	0.00	238.87
T-Note 2.125 9/30/2021	912828F21	5,000,000.00	5,000,000.00	5,025,850.00	4,993,950.00	5,025,536.78	5,016,932.00	0.096	0.096	35,416.67	0.00	394.54
Sub Total/Average US Treasury		10,000,000.00	10,000,000.00	10,073,500.00	10,033,800.00	10,074,118.96	10,057,329.14	0.083	0.083	43,840.58	0.00	633.41
Total / Average		46,752,678.89	45,418,828.49	46,859,378.89	45,481,168.49	46,860,500.78	45,503,330.29	0.045	0.042	55,330.16	0.00	1,051.05

City of West University Place
MONTHLY Transaction Summary - by Action
Begin Date: 06/30/2021, End Date: 07/31/2021

Description	CUSIP/Ticker	Coupon Rate	Security Sector	Security Type	Maturity Date	Settlement Date	Trade Date	Face Amount/ Shares	Principal	Interest/ Dividends	Total
Deposit											
LGIP LGIP	TEXPOOL	N/A	Local Government Investment Pool	Local Government Investment Pool	N/A	7/31/2021	7/31/2021	239.28	239.28	0.00	239.28
LGIP LGIP	TEXASCLASS	N/A	Local Government Investment Pool	Local Government Investment Pool	N/A	7/31/2021	7/31/2021	265.84	265.84	0.00	265.84
LGIP LGIP	TEXPOOL	N/A	Local Government Investment Pool	Local Government Investment Pool	N/A	7/12/2021	7/12/2021	8.40	8.40	0.00	8.40
LGIP LGIP	TEXPOOL	N/A	Local Government Investment Pool	Local Government Investment Pool	N/A	7/9/2021	7/9/2021	2,440.04	2,440.04	0.00	2,440.04
LGIP LGIP	TEXPOOL	N/A	Local Government Investment Pool	Local Government Investment Pool	N/A	7/9/2021	7/9/2021	4,623.41	4,623.41	0.00	4,623.41
Sub Total / Average Deposit								7,576.97	7,576.97	0.00	7,576.97
Withdraw											
JPMorgan Chase Cash	CASH8159	N/A	Cash	Cash	N/A	7/31/2021	7/31/2021	291,427.37	291,427.37	0.00	291,427.37
LGIP LGIP	TEXPOOL	N/A	Local Government Investment Pool	Local Government Investment Pool	N/A	7/29/2021	7/29/2021	200,000.00	200,000.00	0.00	200,000.00
LGIP LGIP	TEXPOOL	N/A	Local Government Investment Pool	Local Government Investment Pool	N/A	7/28/2021	7/28/2021	750,000.00	750,000.00	0.00	750,000.00
LGIP LGIP	TEXPOOL	N/A	Local Government Investment Pool	Local Government Investment Pool	N/A	7/23/2021	7/23/2021	100,000.00	100,000.00	0.00	100,000.00
Sub Total / Average Withdraw								1,341,427.37	1,341,427.37	0.00	1,341,427.37