



City of
**West University
Place**

QUARTERLY INVESTMENT REPORT

JUNE 30, 2021

Presented July 26, 2021

ECONOMIC SUMMARY - June 2021

- The Federal Reserve convened twice during the second quarter. The overnight funds target rate remains unchanged at 0.25%. The last decrease from 1.25% to 0.25% was during the first quarter of 2020. The current rate is a direct result of the COVID-19 pandemic affecting the United States and the world. The latest guidance from the Federal Reserve is that the rate will stay at the current level until labor market conditions have reached levels consistent with the committee's analysis of maximum employment and inflation has risen to 2% and is on track to exceed 2%. Market consensus is that rates will remain near the current levels through 2021 and possibly through 2022.
- Metro Houston gained 139,700 jobs from May 2020 to May 2021, which was an increase of 4.8%. The national average during the same time period was 9.0%. The Bureau of Labor Statistics noted that in regards to the 12 largest metropolitan areas in the country, Houston ranked 12th with the lowest percentage of job growth. The unemployment rate for the Houston MSA for May 2021 was 6.6% compared to 6.5% for the State and 5.8% nationwide.
- Consumer Price Index for the Houston MSA core based statistical area increased by 1.2% for the two months ending in June 2021 and increased 4.6% over last year, for all items. Excluding energy (motor fuels and electricity) and food, CPI increased by 3.0% over last year.

PORTFOLIO TRANSACTIONS - For the Quarter Ended June 2021

- Total Book Value of the City's portfolio decreased by \$2,947,448 from \$49.8 million to \$46.9 million for the quarter, which was primarily due to operating expenditures exceeding receipts of property, sales, and franchise taxes as well as charges for services. This is expected for this time of year, since the majority of the City's revenue is derived from property tax receipts, which is primarily received during the first and fourth quarters of each year.
- Investments in TexPool decreased by \$1,562,385 for the quarter, from \$16.6 million to \$15.1 million as the City transferred funds into the operating cash account for operating expenditures as noted above. Investments in TexasClass increased by \$1,759, which was due to interest earnings. Cash in JP Morgan Chase Bank decreased by \$318,492 for the quarter, from \$1.3 million to \$1.0 million mainly due to timing differences for operating cash needs at the end of each period. Investments in securities decreased by \$1,068,330 from \$16.2 million to \$15.1 million due to a matured security. The City's average yield to maturity decreased from 0.078% in March to 0.045% in June, which is a result of the overall economic situation.
- The full listing of transactions for the quarter can be found in the report.

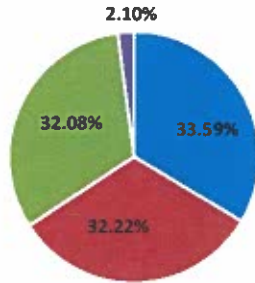
CITY OF WEST UNIVERSITY PLACE

Quarterly Investment Report

Period Ending: June 30, 2021



SECURITY SECTOR




■ TexasClass ■ TexPool ■ US Agency ■ JPMorgan


		<u>March 31, 2021</u>	<u>June 30, 2021</u>
		Beginning Balance	Ending Balance
CASH AND INVESTMENT POOLS			
JPMorgan Chase Bank *	Market Value	\$ 1,301,080.56	\$ 982,588.82
TexPool	Market Value	\$ 16,626,966.19	\$ 15,064,580.83
TexasClass	Market Value	\$ 15,703,750.19	\$ 15,705,509.24
AGENCY SECURITIES			
	Book Value	\$ 16,176,151.41	\$ 15,107,821.89
	Market Value	\$ 16,177,110.00	\$ 15,106,700.00
	Par Value	\$ 16,000,000.00	\$ 15,000,000.00
TOTAL PORTFOLIO			
	Book Value	\$ 49,807,948.35	\$ 46,860,500.78
	Market Value	\$ 49,808,906.94	\$ 46,859,378.89
	Par Value	\$ 49,631,796.94	\$ 46,752,678.89
	Weighted Average Call/Maturity (in days)		47
	Weighted Average Maturity (in days)		47
	Weighted Average Yield to Maturity		0.0450%
	Earnings / Current Year to Date	\$	20,487.11
	Accrued Interest	\$	3,788.23
COMPARATIVE YIELDS			
	Treasury Bill / 3 Month		0.04%
	Treasury Bill / 6 Month		0.05%
	Treasury Note / 2 Year		0.20%

* Bank Statement Balance

This report is presented in accordance with the Texas Government Code Title 10 / Section 2256.023.

The below signed hereby certify that, to the best of their knowledge on the date this report was generated, the City of West University Place is in compliance with the provisions of Government Code 2256 and with the stated policies and strategies of the City of West University Place.


 Darla Steubing
 Fiscal Services Officer


 Katherine DuBose
 Finance Director

City of West University Place
Quarterly Investment Report - Portfolio Holdings
As of 6/30/2021

Description	CUSIP/Ticker	Settlement Date	Face Amount/ Shares	Cost Value	Market Value	Book Value	YTM @ Cost	Maturity Date	Days To Maturity	Accrued Interest
Cash										
JPMorgan Chase Cash	CASH8159	12/31/2015	982,588.82	982,588.82	982,588.82	982,588.82	0.000	N/A	1	
Sub Total / Average Cash			982,588.82	982,588.82	982,588.82	982,588.82	0.000		1	0.00
Local Government Investment Pool										
LGIP LGIP	TEXASCLASS	10/26/2020	15,705,509.24	15,705,509.24	15,705,509.24	15,705,509.24	0.036	N/A	1	
LGIP LGIP	TEXPOOL	9/30/2008	15,064,580.83	15,064,580.83	15,064,580.83	15,064,580.83	0.013	N/A	1	
Sub Total / Average Local Government Investment Pool			30,770,090.07	30,770,090.07	30,770,090.07	30,770,090.07	0.025		1	0.00
US Agency										
FFCB 0.1 11/30/2021	3133EMHS4	12/11/2020	2,000,000.00	2,000,058.11	2,000,140.00	2,000,024.98	0.097	11/30/2021	153	166.67
FHLB 2.625 12/10/2021	313376C94	12/11/2020	3,000,000.00	3,075,564.90	3,033,060.00	3,033,677.95	0.097	12/10/2021	163	4,375.00
Sub Total / Average US Agency			5,000,000.00	5,075,623.01	5,033,200.00	5,033,702.93	0.097		159	4,541.67
US Treasury										
T-Note 2 12/31/2021	912828U81	2/10/2021	5,000,000.00	5,085,546.88	5,047,650.00	5,048,582.18	0.070	12/31/2021	184	0.00
T-Note 2.125 9/30/2021	912828F21	12/11/2020	5,000,000.00	5,081,329.10	5,025,850.00	5,025,536.78	0.096	9/30/2021	92	26,417.35
Sub Total / Average US Treasury			10,000,000.00	10,166,875.98	10,073,500.00	10,074,118.96	0.083		138	26,417.35
Total / Average			46,752,678.89	46,995,177.88	46,859,378.89	46,860,500.78	0.045		47	30,959.02

City of West University Place
Quarterly Investment Report - Summary Page
Begin Date: 3/31/2021, End Date: 6/30/2021

Description	CUSIP/Ticker	Settlement Date	Maturity Date	Beginning MV	Ending MV	Beginning BV	Ending BV	Beginning Face Amount/Shares	Ending Face Amount/Shares	Ending Days To Call/Maturity	Ending Days To Maturity	Ending YTM @ Cost	Interest Earned During Period-BV	Ending Market Accrued Interest
Cash														
JPMorgan Chase Cash	CASH8159	12/31/2015	N/A	1,301,080.56	982,588.82	1,301,080.56	982,588.82	1,301,080.56	982,588.82	1	1	0.000	0.00	N/A
Sub Total/Average Cash				1,301,080.56	982,588.82	1,301,080.56	982,588.82	1,301,080.56	982,588.82	1	1	0.000	0.00	0.00
Local Government Investment Pool														
LGIP LGIP	TEXASCLASS	10/26/2020	N/A	15,703,750.19	15,705,509.24	15,703,750.19	15,705,509.24	15,703,750.19	15,705,509.24	1	1	0.036	1,759.05	N/A
LGIP LGIP	TEXPOOL	9/30/2008	N/A	16,626,966.19	15,064,580.83	16,626,966.19	15,064,580.83	16,626,966.19	15,064,580.83	1	1	0.013	493.33	N/A
Sub Total/Average Local Government Investment Pool				32,330,716.38	30,770,090.07	32,330,716.38	30,770,090.07	32,330,716.38	30,770,090.07	1	1	0.025	2,252.38	0.00
US Agency														
FFCB 0.1 11/30/2021	3133EMHS4	12/11/2020	11/30/2021	2,000,240.00	2,000,140.00	2,000,039.79	2,000,024.98	2,000,000.00	2,000,000.00	153	153	0.097	2,485.19	166.67
FHLB 2.625 12/10/2021	313376C94	12/11/2020	12/10/2021	3,051,930.00	3,033,060.00	3,052,411.31	3,033,677.95	3,000,000.00	3,000,000.00	163	163	0.097	735.39	4,375.00
Sub Total/Average US Agency				5,052,170.00	5,033,200.00	5,052,451.10	5,033,702.93	5,000,000.00	5,000,000.00	159	159	0.097	3,220.58	4,541.67
US Treasury														
T-Note 2 12/31/2021	912828U81	2/10/2021	12/31/2021	5,071,900.00	5,047,650.00	5,072,609.23	5,048,582.18	5,000,000.00	5,000,000.00	184	184	0.070	1,111.07	0.00
T-Note 2.125 9/30/2021	912828F21	12/11/2020	9/30/2021	5,052,150.00	5,025,850.00	5,050,795.99	5,025,536.78	5,000,000.00	5,000,000.00	92	92	0.096	1,158.14	26,417.35
T-Note 2.375 4/15/2021	9128284G2	10/2/2019	4/15/2021	1,000,890.00	0.00	1,000,295.09	0.00	1,000,000.00	0.00				683.62	0.00
Sub Total/Average US Treasury				11,124,940.00	10,073,500.00	11,123,700.31	10,074,118.96	11,000,000.00	10,000,000.00	138	138	0.083	2,952.83	26,417.35
Total / Average				49,808,906.94	46,859,378.89	49,807,948.35	46,860,500.78	49,631,796.94	46,752,678.89	47	47	0.045	8,425.79	30,959.02

City of West University Place
Quarterly Investment Report - By Transaction
Begin Date: 3/31/2021, End Date: 6/30/2021

Description	CUSIP/Ticker	Beginning Face Amount/Shares	Ending Face Amount/Shares	Beginning MV	Ending MV	Beginning BV	Ending BV	Beginning YTM @ Cost	Ending YTM @ Cost	Ending Market Accrued Interest	Interest/Dividends	Interest Earned During Period-BV
Cash												
JPMorgan Chase Cash	CASH8159	1,301,080.56	982,588.82	1,301,080.56	982,588.82	1,301,080.56	982,588.82	0.000	0.000	N/A	0.00	0.00
Sub Total/Average Cash		1,301,080.56	982,588.82	1,301,080.56	982,588.82	1,301,080.56	982,588.82	0.000	0.000	0.00	0.00	0.00
Local Government Investment Pool												
LGIP LGIP	TEXASCLASS	15,703,750.19	15,705,509.24	15,703,750.19	15,705,509.24	15,703,750.19	15,705,509.24	0.037	0.036	N/A	1,759.05	1,759.05
LGIP LGIP	TEXPOOL	16,626,966.19	15,064,580.83	16,626,966.19	15,064,580.83	16,626,966.19	15,064,580.83	0.019	0.013	N/A	493.33	493.33
Sub Total/Average Local Government Investment Pool		32,330,716.38	30,770,090.07	32,330,716.38	30,770,090.07	32,330,716.38	30,770,090.07	0.028	0.025	0.00	2,252.38	2,252.38
US Agency												
FFCB 0.1 11/30/2021	3133EMHS4	2,000,000.00	2,000,000.00	2,000,240.00	2,000,140.00	2,000,039.79	2,000,024.98	0.097	0.097	166.67	3,000.00	2,485.19
FHLB 2.625 12/10/2021	313376C94	3,000,000.00	3,000,000.00	3,051,930.00	3,033,060.00	3,052,411.31	3,033,677.95	0.097	0.097	4,375.00	39,375.00	735.39
Sub Total/Average US Agency		5,000,000.00	5,000,000.00	5,052,170.00	5,033,200.00	5,052,451.10	5,033,702.93	0.097	0.097	4,541.67	42,375.00	3,220.58
US Treasury												
T-Note 2 12/31/2021	912828U81	5,000,000.00	5,000,000.00	5,071,900.00	5,047,650.00	5,072,609.23	5,048,582.18	0.070	0.070	0.00	50,000.00	1,111.07
T-Note 2.125 9/30/2021	912828F21	5,000,000.00	5,000,000.00	5,052,150.00	5,025,850.00	5,050,795.99	5,025,536.78	0.096	0.096	26,417.35	0.00	1,158.14
T-Note 2.375 4/15/2021	912828G2	1,000,000.00	0.00	1,000,890.00	0.00	1,000,295.09	0.00	1.644		0.00	11,875.00	683.62
Sub Total/Average US Treasury		11,000,000.00	10,000,000.00	11,124,940.00	10,073,500.00	11,123,700.31	10,074,118.96	0.224	0.083	26,417.35	61,875.00	2,952.83
Total / Average		49,631,796.94	46,752,678.89	49,808,906.94	46,859,378.89	49,807,948.35	46,860,500.78	0.078	0.045	30,959.02	106,502.38	8,425.79

City of West University Place
Quarterly Transaction Summary - by Action
Begin Date: 03/31/2021, End Date: 06/30/2021

Description	CUSIP/Ticker	Coupon Rate	Security Sector	Security Type	Maturity Date	Settlement Date	Trade Date	Face Amount/ Shares	Principal	Interest/ Dividends	Total	Price	YTM @ Cost
Deposit													
JPMorgan Chase Cash	CASH8159	N/A	Cash	Cash	N/A	4/30/2021	4/30/2021	227,542.14	227,542.14	0.00	227,542.14	100	0.000
LGIP LGIP	TEXPOOL	N/A	Local Government Investment Pool	Local Government Investment Pool	N/A	6/30/2021	6/30/2021	169.90	169.90	0.00	169.90	100	0.000
LGIP LGIP	TEXASCLASS	N/A	Local Government Investment Pool	Local Government Investment Pool	N/A	6/30/2021	6/30/2021	468.77	468.77	0.00	468.77	100	0.000
LGIP LGIP	TEXPOOL	N/A	Local Government Investment Pool	Local Government Investment Pool	N/A	6/29/2021	6/29/2021	3,062.69	3,062.69	0.00	3,062.69	100	0.000
LGIP LGIP	TEXPOOL	N/A	Local Government Investment Pool	Local Government Investment Pool	N/A	6/29/2021	6/29/2021	5,803.22	5,803.22	0.00	5,803.22	100	0.000
LGIP LGIP	TEXPOOL	N/A	Local Government Investment Pool	Local Government Investment Pool	N/A	6/22/2021	6/22/2021	500,000.00	500,000.00	0.00	500,000.00	100	0.000
LGIP LGIP	TEXPOOL	N/A	Local Government Investment Pool	Local Government Investment Pool	N/A	6/18/2021	6/18/2021	343.46	343.46	0.00	343.46	100	0.000
LGIP LGIP	TEXPOOL	N/A	Local Government Investment Pool	Local Government Investment Pool	N/A	6/18/2021	6/18/2021	790.69	790.69	0.00	790.69	100	0.000
LGIP LGIP	TEXPOOL	N/A	Local Government Investment Pool	Local Government Investment Pool	N/A	6/15/2021	6/15/2021	12,710.77	12,710.77	0.00	12,710.77	100	0.000
LGIP LGIP	TEXPOOL	N/A	Local Government Investment Pool	Local Government Investment Pool	N/A	6/15/2021	6/15/2021	23,948.96	23,948.96	0.00	23,948.96	100	0.000
LGIP LGIP	TEXPOOL	N/A	Local Government Investment Pool	Local Government Investment Pool	N/A	6/10/2021	6/10/2021	19,053.57	19,053.57	0.00	19,053.57	100	0.000
LGIP LGIP	TEXPOOL	N/A	Local Government Investment Pool	Local Government Investment Pool	N/A	6/10/2021	6/10/2021	35,554.26	35,554.26	0.00	35,554.26	100	0.000
LGIP LGIP	TEXPOOL	N/A	Local Government Investment Pool	Local Government Investment Pool	N/A	6/3/2021	6/3/2021	10,339.95	10,339.95	0.00	10,339.95	100	0.000
LGIP LGIP	TEXPOOL	N/A	Local Government Investment Pool	Local Government Investment Pool	N/A	6/3/2021	6/3/2021	19,592.33	19,592.33	0.00	19,592.33	100	0.000
LGIP LGIP	TEXASCLASS	N/A	Local Government Investment Pool	Local Government Investment Pool	N/A	5/31/2021	5/31/2021	715.09	715.09	0.00	715.09	100	0.000
LGIP LGIP	TEXPOOL	N/A	Local Government Investment Pool	Local Government Investment Pool	N/A	5/28/2021	5/28/2021	141.91	141.91	0.00	141.91	100	0.000
LGIP LGIP	TEXPOOL	N/A	Local Government Investment Pool	Local Government Investment Pool	N/A	5/26/2021	5/26/2021	6,887.59	6,887.59	0.00	6,887.59	100	0.000
LGIP LGIP	TEXPOOL	N/A	Local Government Investment Pool	Local Government Investment Pool	N/A	5/26/2021	5/26/2021	13,001.97	13,001.97	0.00	13,001.97	100	0.000
LGIP LGIP	TEXPOOL	N/A	Local Government Investment Pool	Local Government Investment Pool	N/A	5/21/2021	5/21/2021	2,816.33	2,816.33	0.00	2,816.33	100	0.000
LGIP LGIP	TEXPOOL	N/A	Local Government Investment Pool	Local Government Investment Pool	N/A	5/21/2021	5/21/2021	5,336.40	5,336.40	0.00	5,336.40	100	0.000
LGIP LGIP	TEXPOOL	N/A	Local Government Investment Pool	Local Government Investment Pool	N/A	5/17/2021	5/17/2021	696.23	696.23	0.00	696.23	100	0.000
LGIP LGIP	TEXPOOL	N/A	Local Government Investment Pool	Local Government Investment Pool	N/A	5/17/2021	5/17/2021	1,319.31	1,319.31	0.00	1,319.31	100	0.000
LGIP LGIP	TEXPOOL	N/A	Local Government Investment Pool	Local Government Investment Pool	N/A	5/13/2021	5/13/2021	2,871.54	2,871.54	0.00	2,871.54	100	0.000
LGIP LGIP	TEXPOOL	N/A	Local Government Investment Pool	Local Government Investment Pool	N/A	5/13/2021	5/13/2021	5,312.09	5,312.09	0.00	5,312.09	100	0.000
LGIP LGIP	TEXPOOL	N/A	Local Government Investment Pool	Local Government Investment Pool	N/A	5/7/2021	5/7/2021	113.55	113.55	0.00	113.55	100	0.000
LGIP LGIP	TEXPOOL	N/A	Local Government Investment Pool	Local Government Investment Pool	N/A	5/6/2021	5/6/2021	6,612.96	6,612.96	0.00	6,612.96	100	0.000
LGIP LGIP	TEXPOOL	N/A	Local Government Investment Pool	Local Government Investment Pool	N/A	5/6/2021	5/6/2021	12,586.01	12,586.01	0.00	12,586.01	100	0.000
LGIP LGIP	TEXPOOL	N/A	Local Government Investment Pool	Local Government Investment Pool	N/A	4/30/2021	4/30/2021	181.52	181.52	0.00	181.52	100	0.000
LGIP LGIP	TEXASCLASS	N/A	Local Government Investment Pool	Local Government Investment Pool	N/A	4/30/2021	4/30/2021	575.19	575.19	0.00	575.19	100	0.000
LGIP LGIP	TEXPOOL	N/A	Local Government Investment Pool	Local Government Investment Pool	N/A	4/28/2021	4/28/2021	3,793.96	3,793.96	0.00	3,793.96	100	0.000
LGIP LGIP	TEXPOOL	N/A	Local Government Investment Pool	Local Government Investment Pool	N/A	4/28/2021	4/28/2021	7,137.58	7,137.58	0.00	7,137.58	100	0.000
LGIP LGIP	TEXPOOL	N/A	Local Government Investment Pool	Local Government Investment Pool	N/A	4/23/2021	4/23/2021	3,774.52	3,774.52	0.00	3,774.52	100	0.000
LGIP LGIP	TEXPOOL	N/A	Local Government Investment Pool	Local Government Investment Pool	N/A	4/23/2021	4/23/2021	7,149.02	7,149.02	0.00	7,149.02	100	0.000
LGIP LGIP	TEXPOOL	N/A	Local Government Investment Pool	Local Government Investment Pool	N/A	4/21/2021	4/21/2021	2,207.48	2,207.48	0.00	2,207.48	100	0.000
LGIP LGIP	TEXPOOL	N/A	Local Government Investment Pool	Local Government Investment Pool	N/A	4/21/2021	4/21/2021	4,176.29	4,176.29	0.00	4,176.29	100	0.000
LGIP LGIP	TEXPOOL	N/A	Local Government Investment Pool	Local Government Investment Pool	N/A	4/15/2021	4/15/2021	13,648.71	13,648.71	0.00	13,648.71	100	0.000
LGIP LGIP	TEXPOOL	N/A	Local Government Investment Pool	Local Government Investment Pool	N/A	4/15/2021	4/15/2021	22,658.51	22,658.51	0.00	22,658.51	100	0.000
LGIP LGIP	TEXPOOL	N/A	Local Government Investment Pool	Local Government Investment Pool	N/A	4/12/2021	4/12/2021	32,794.59	32,794.59	0.00	32,794.59	100	0.000
LGIP LGIP	TEXPOOL	N/A	Local Government Investment Pool	Local Government Investment Pool	N/A	4/12/2021	4/12/2021	62,189.22	62,189.22	0.00	62,189.22	100	0.000
LGIP LGIP	TEXPOOL	N/A	Local Government Investment Pool	Local Government Investment Pool	N/A	4/8/2021	4/8/2021	11.48	11.48	0.00	11.48	100	0.000
LGIP LGIP	TEXPOOL	N/A	Local Government Investment Pool	Local Government Investment Pool	N/A	4/7/2021	4/7/2021	11,445.23	11,445.23	0.00	11,445.23	100	0.000
LGIP LGIP	TEXPOOL	N/A	Local Government Investment Pool	Local Government Investment Pool	N/A	4/7/2021	4/7/2021	21,651.61	21,651.61	0.00	21,651.61	100	0.000
LGIP LGIP	TEXPOOL	N/A	Local Government Investment Pool	Local Government Investment Pool	N/A	4/1/2021	4/1/2021	20,434.86	20,434.86	0.00	20,434.86	100	0.000
LGIP LGIP	TEXPOOL	N/A	Local Government Investment Pool	Local Government Investment Pool	N/A	4/1/2021	4/1/2021	35,294.37	35,294.37	0.00	35,294.37	100	0.000
Sub Total / Average Deposit								1,166,915.83	1,166,915.83	0.00	1,166,915.83		

City of West University Place
 Quarterly Transaction Summary - by Action
 Begin Date: 03/31/2021, End Date: 06/30/2021

Description	CUSIP/Ticker	Coupon Rate	Security Sector	Security Type	Maturity Date	Settlement Date	Trade Date	Face Amount/ Shares	Principal	Interest/ Dividends	Total	Price	YTM @ Cost
Interest													
FFCB 0.1 11/30/2021	3133EMHS4	0.100	US Agency	FFCB Bond	11/30/2021	6/1/2021	6/1/2021	0.00	0.00	1,000.00	1,000.00		0.000
FFCB 0.1 11/30/2021	3133EMHS4	0.100	US Agency	FFCB Bond	11/30/2021	6/1/2021	6/1/2021	0.00	0.00	1,000.00	1,000.00		0.000
FFCB 0.1 11/30/2021	3133EMHS4	0.100	US Agency	FFCB Bond	11/30/2021	5/30/2021	5/30/2021	0.00	0.00	1,000.00	1,000.00		0.000
FHLB 2.625 12/10/2021	313376C94	2.625	US Agency	FHLB Bond	12/10/2021	6/10/2021	6/10/2021	0.00	0.00	39,375.00	39,375.00		0.000
LGIP LGIP	TEXPOOL	N/A	Local Government Investment Pool	Local Government Investment Pool	N/A	6/30/2021	6/30/2021	0.00	0.00	169.90	169.90		0.000
LGIP LGIP	TEXASCLASS	N/A	Local Government Investment Pool	Local Government Investment Pool	N/A	6/30/2021	6/30/2021	0.00	0.00	468.77	468.77		0.000
LGIP LGIP	TEXASCLASS	N/A	Local Government Investment Pool	Local Government Investment Pool	N/A	5/31/2021	5/31/2021	0.00	0.00	715.09	715.09		0.000
LGIP LGIP	TEXPOOL	N/A	Local Government Investment Pool	Local Government Investment Pool	N/A	5/28/2021	5/28/2021	0.00	0.00	141.91	141.91		0.000
LGIP LGIP	TEXPOOL	N/A	Local Government Investment Pool	Local Government Investment Pool	N/A	4/30/2021	4/30/2021	0.00	0.00	181.52	181.52		0.000
LGIP LGIP	TEXASCLASS	N/A	Local Government Investment Pool	Local Government Investment Pool	N/A	4/30/2021	4/30/2021	0.00	0.00	575.19	575.19		0.000
T-Note 2 12/31/2021	912828U81	2.000	US Treasury	Treasury Note	12/31/2021	6/30/2021	6/30/2021	0.00	0.00	50,000.00	50,000.00		0.000
T-Note 2.375 4/15/2021	9128284G2	2.375	US Treasury	Treasury Note	4/15/2021	4/15/2021	4/15/2021	0.00	0.00	11,875.00	11,875.00		0.000
Sub Total / Average Interest								0.00	0.00	106,502.38	106,502.38		
Matured													
T-Note 2.375 4/15/2021	9128284G2	2.375	US Treasury	Treasury Note	4/15/2021	4/15/2021	4/15/2021	1,000,000.00	1,000,000.00	0.00	1,000,000.00	0	0.000
Sub Total / Average Matured								1,000,000.00	1,000,000.00	0.00	1,000,000.00		
Withdraw													
JPMorgan Chase Cash	CASH8159	N/A	Cash	Cash	N/A	6/30/2021	6/30/2021	154,851.18	154,851.18	0.00	154,851.18	0	0.000
JPMorgan Chase Cash	CASH8159	N/A	Cash	Cash	N/A	5/31/2021	5/31/2021	391,182.70	391,182.70	0.00	391,182.70	0	0.000
LGIP LGIP	TEXPOOL	N/A	Local Government Investment Pool	Local Government Investment Pool	N/A	6/30/2021	6/30/2021	500,000.00	500,000.00	0.00	500,000.00	0	0.000
LGIP LGIP	TEXPOOL	N/A	Local Government Investment Pool	Local Government Investment Pool	N/A	6/24/2021	6/24/2021	500,000.00	500,000.00	0.00	500,000.00	0	0.000
LGIP LGIP	TEXPOOL	N/A	Local Government Investment Pool	Local Government Investment Pool	N/A	6/17/2021	6/17/2021	500,000.00	500,000.00	0.00	500,000.00	0	0.000
LGIP LGIP	TEXPOOL	N/A	Local Government Investment Pool	Local Government Investment Pool	N/A	6/10/2021	6/10/2021	250,000.00	250,000.00	0.00	250,000.00	0	0.000
LGIP LGIP	TEXPOOL	N/A	Local Government Investment Pool	Local Government Investment Pool	N/A	6/2/2021	6/2/2021	250,000.00	250,000.00	0.00	250,000.00	0	0.000
LGIP LGIP	TEXPOOL	N/A	Local Government Investment Pool	Local Government Investment Pool	N/A	4/7/2021	4/7/2021	500,000.00	500,000.00	0.00	500,000.00	0	0.000
Sub Total / Average Withdraw								3,046,033.88	3,046,033.88	0.00	3,046,033.88		