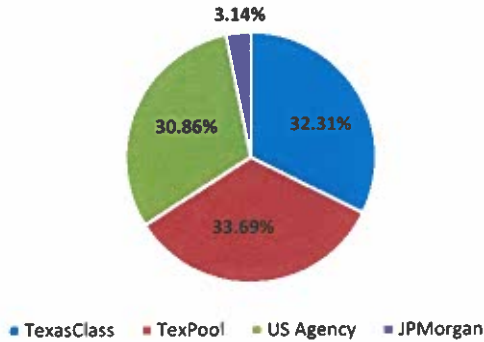


**CITY OF WEST UNIVERSITY PLACE**  
 Monthly Investment Report  
 Period Ending: April 30, 2021




**SECURITY SECTOR**




		<u>March 31, 2021</u>	<u>April 30, 2021</u>
		Beginning Balance	Ending Balance
<b>CASH AND INVESTMENT POOLS</b>			
JPMorgan Chase Bank *	Market Value	1,301,080.56	1,528,622.70
TexPool	Market Value	16,626,966.19	16,375,515.14
TexasClass	Market Value	15,703,750.19	15,704,325.38
<b>AGENCY SECURITIES</b>			
	Book Value	16,176,151.41	15,153,499.16
	Market Value	16,177,110.00	15,152,210.00
	Par Value	16,000,000.00	15,000,000.00
<b>TOTAL PORTFOLIO</b>			
	Book Value	49,807,948.35	48,761,962.38
	Market Value	49,808,906.94	48,760,673.22
	Par Value	49,631,796.94	48,608,463.22
	Weighted Average Call/Maturity ( in Days ) **		64
	Weighted Average Maturity ( in Days ) **		64
	Weighted Average Yield to Maturity **		0.0460%
	Earnings / Current Year to Date		14,651.21
	Accrued Interest		2,589.89
<b>COMPARATIVE YIELDS</b>			
	Treasury Bill / 3 Month		0.02%
	Treasury Bill / 6 Month		0.04%
	Treasury Note / 2 Year		0.16%

\* Bank Statement Balance

This report is presented in accordance with the Texas Government Code Title 10 / Section 2256.023. The below signed hereby certify that, to the best of their knowledge on the date this report was generated, the City of West University Place is in compliance with the provisions of Government Code 2256 and with the stated policies and strategies of the City of West University Place.

  
 Darla Steubing  
 Fiscal Services Officer

  
 Katherine DuBose  
 Finance Director

City of West University Place  
MONTHLY Investment Report - Summary Page  
Begin Date: 3/31/2021, End Date: 4/30/2021

Description	CUSIP/Ticker	Settlement Date	Maturity Date	Beginning MV	Ending MV	Beginning BV	Ending BV	Beginning Face Amount/Shares	Ending Face Amount/Shares	Ending Days To Call/ Maturity	Ending Days To Maturity	Ending YTM @ Cost	Interest Earned During Period-BV	Ending Market Accrued Interest
<b>Cash</b>														
JPMorgan Chase Cash	CASH8159	12/31/2015	N/A	1,301,080.56	1,528,622.70	1,301,080.56	1,528,622.70	1,301,080.56	1,528,622.70	1	1	0.000	0.00	N/A
<b>Sub Total/Average Cash</b>				<b>1,301,080.56</b>	<b>1,528,622.70</b>	<b>1,301,080.56</b>	<b>1,528,622.70</b>	<b>1,301,080.56</b>	<b>1,528,622.70</b>	<b>1</b>	<b>1</b>	<b>0.000</b>	<b>0.00</b>	<b>0.00</b>
<b>Local Government Investment Pool</b>														
LGIP LGIP	TEXASCLASS	10/26/2020	N/A	15,703,750.19	15,704,325.38	15,703,750.19	15,704,325.38	15,703,750.19	15,704,325.38	1	1	0.045	575.19	N/A
LGIP LGIP	TEXPOOL	9/30/2008	N/A	16,626,966.19	16,375,515.14	16,626,966.19	16,375,515.14	16,626,966.19	16,375,515.14	1	1	0.014	181.52	N/A
<b>Sub Total/Average Local Government Investment Pool</b>				<b>32,330,716.38</b>	<b>32,079,840.52</b>	<b>32,330,716.38</b>	<b>32,079,840.52</b>	<b>32,330,716.38</b>	<b>32,079,840.52</b>	<b>1</b>	<b>1</b>	<b>0.029</b>	<b>756.71</b>	<b>0.00</b>
<b>US Agency</b>														
FFCB 0.1 11/30/2021	3133EMHS4	12/11/2020	11/30/2021	2,000,240.00	2,000,160.00	2,000,039.79	2,000,034.97	2,000,000.00	2,000,000.00	214	214	0.097	161.84	833.33
FHLB 2.625 12/10/2021	313376C94	12/11/2020	12/10/2021	3,051,930.00	3,044,850.00	3,052,411.31	3,046,307.18	3,000,000.00	3,000,000.00	224	224	0.097	239.62	30,625.00
<b>Sub Total/Average US Agency</b>				<b>5,052,170.00</b>	<b>5,045,010.00</b>	<b>5,052,451.10</b>	<b>5,046,342.15</b>	<b>5,000,000.00</b>	<b>5,000,000.00</b>	<b>220</b>	<b>220</b>	<b>0.097</b>	<b>401.46</b>	<b>31,458.33</b>
<b>US Treasury</b>														
T-Note 2 12/31/2021	912828U81	2/10/2021	12/31/2021	5,071,900.00	5,063,850.00	5,072,609.23	5,064,688.23	5,000,000.00	5,000,000.00	245	245	0.070	366.29	33,149.17
T-Note 2.125 9/30/2021	912828F21	12/11/2020	9/30/2021	5,052,150.00	5,043,350.00	5,050,795.99	5,042,468.78	5,000,000.00	5,000,000.00	153	153	0.096	381.81	8,709.02
T-Note 2.375 4/15/2021	9128284G2	10/2/2019	4/15/2021	1,000,890.00	0.00	1,000,295.09	0.00	1,000,000.00	0.00				683.62	0.00
<b>Sub Total/Average US Treasury</b>				<b>11,124,940.00</b>	<b>10,107,200.00</b>	<b>11,123,700.31</b>	<b>10,107,157.01</b>	<b>11,000,000.00</b>	<b>10,000,000.00</b>	<b>199</b>	<b>199</b>	<b>0.083</b>	<b>1,431.72</b>	<b>41,858.19</b>
<b>Total / Average</b>				<b>49,808,906.94</b>	<b>48,760,673.22</b>	<b>49,807,948.35</b>	<b>48,761,962.38</b>	<b>49,631,796.94</b>	<b>48,608,463.22</b>	<b>64</b>	<b>64</b>	<b>0.046</b>	<b>2,589.89</b>	<b>73,316.52</b>

City of West University Place  
Monthly Investment Report - Part A  
Begin Date: 3/31/2021, End Date: 4/30/2021

Description	CUSIP/Ticker	Beginning Face Amount/Shares	Ending Face Amount/Shares	Beginning MV	Ending MV	Beginning BV	Ending BV	Beginning YTM @ Cost	Ending YTM @ Cost	Ending Market Accrued Interest	Interest/Dividends	Interest Earned During Period-BV
<b>Cash</b>												
JPMorgan Chase Cash	CASH8159	1,301,080.56	1,528,622.70	1,301,080.56	1,528,622.70	1,301,080.56	1,528,622.70	0.000	0.000	N/A	0.00	0.00
<b>Sub Total/Average Cash</b>		<b>1,301,080.56</b>	<b>1,528,622.70</b>	<b>1,301,080.56</b>	<b>1,528,622.70</b>	<b>1,301,080.56</b>	<b>1,528,622.70</b>	<b>0.000</b>	<b>0.000</b>	<b>0.00</b>	<b>0.00</b>	<b>0.00</b>
<b>Local Government Investment Pool</b>												
LGIP LGIP	TEXASCLASS	15,703,750.19	15,704,325.38	15,703,750.19	15,704,325.38	15,703,750.19	15,704,325.38	0.037	0.045	N/A	575.19	575.19
LGIP LGIP	TEXPOOL	16,626,966.19	16,375,515.14	16,626,966.19	16,375,515.14	16,626,966.19	16,375,515.14	0.019	0.014	N/A	181.52	181.52
<b>Sub Total/Average Local Government Investment Pool</b>		<b>32,330,716.38</b>	<b>32,079,840.52</b>	<b>32,330,716.38</b>	<b>32,079,840.52</b>	<b>32,330,716.38</b>	<b>32,079,840.52</b>	<b>0.028</b>	<b>0.029</b>	<b>0.00</b>	<b>756.71</b>	<b>756.71</b>
<b>US Agency</b>												
FFCB 0.1 11/30/2021	3133EMHS4	2,000,000.00	2,000,000.00	2,000,240.00	2,000,160.00	2,000,039.79	2,000,034.97	0.097	0.097	833.33	0.00	161.84
FHLB 2.625 12/10/2021	313376C94	3,000,000.00	3,000,000.00	3,051,930.00	3,044,850.00	3,052,411.31	3,046,307.18	0.097	0.097	30,625.00	0.00	239.62
<b>Sub Total/Average US Agency</b>		<b>5,000,000.00</b>	<b>5,000,000.00</b>	<b>5,052,170.00</b>	<b>5,045,010.00</b>	<b>5,052,451.10</b>	<b>5,046,342.15</b>	<b>0.097</b>	<b>0.097</b>	<b>31,458.33</b>	<b>0.00</b>	<b>401.46</b>
<b>US Treasury</b>												
T-Note 2 12/31/2021	912828U81	5,000,000.00	5,000,000.00	5,071,900.00	5,063,850.00	5,072,609.23	5,064,688.23	0.070	0.070	33,149.17	0.00	366.29
T-Note 2.125 9/30/2021	912828F21	5,000,000.00	5,000,000.00	5,052,150.00	5,043,350.00	5,050,795.99	5,042,468.78	0.096	0.096	8,709.02	0.00	381.81
T-Note 2.375 4/15/2021	9128284G2	1,000,000.00	0.00	1,000,890.00	0.00	1,000,295.09	0.00	1.644		0.00	11,875.00	683.62
<b>Sub Total/Average US Treasury</b>		<b>11,000,000.00</b>	<b>10,000,000.00</b>	<b>11,124,940.00</b>	<b>10,107,200.00</b>	<b>11,123,700.31</b>	<b>10,107,157.01</b>	<b>0.224</b>	<b>0.083</b>	<b>41,858.19</b>	<b>11,875.00</b>	<b>1,431.72</b>
<b>Total / Average</b>		<b>49,631,796.94</b>	<b>48,608,463.22</b>	<b>49,808,906.94</b>	<b>48,760,673.22</b>	<b>49,807,948.35</b>	<b>48,761,962.38</b>	<b>0.078</b>	<b>0.046</b>	<b>73,316.52</b>	<b>12,631.71</b>	<b>2,589.89</b>

City of West University Place  
Transactions Summary  
Begin Date: 03/31/2021, End Date: 04/30/2021

Description	CUSIP/Ticker	Coupon Rate	Security Sector	Security Type	Maturity Date	Settlement Date	Trade Date	Face Amount/ Shares	Principal	Interest/ Dividends	Total
<b>Deposit</b>											
JPMorgan Chase Cash	CASH8159	N/A	Cash	Cash	N/A	4/30/2021	4/30/2021	227,542.14	227,542.14	0.00	227,542.14
LGIP LGIP	TEXPOOL	N/A	Local Government Investment Pool	Local Government Investment Pool	N/A	4/30/2021	4/30/2021	181.52	181.52	0.00	181.52
LGIP LGIP	TEXASCLASS	N/A	Local Government Investment Pool	Local Government Investment Pool	N/A	4/30/2021	4/30/2021	575.19	575.19	0.00	575.19
LGIP LGIP	TEXPOOL	N/A	Local Government Investment Pool	Local Government Investment Pool	N/A	4/28/2021	4/28/2021	3,793.96	3,793.96	0.00	3,793.96
LGIP LGIP	TEXPOOL	N/A	Local Government Investment Pool	Local Government Investment Pool	N/A	4/28/2021	4/28/2021	7,137.58	7,137.58	0.00	7,137.58
LGIP LGIP	TEXPOOL	N/A	Local Government Investment Pool	Local Government Investment Pool	N/A	4/23/2021	4/23/2021	3,774.52	3,774.52	0.00	3,774.52
LGIP LGIP	TEXPOOL	N/A	Local Government Investment Pool	Local Government Investment Pool	N/A	4/23/2021	4/23/2021	7,149.02	7,149.02	0.00	7,149.02
LGIP LGIP	TEXPOOL	N/A	Local Government Investment Pool	Local Government Investment Pool	N/A	4/21/2021	4/21/2021	2,207.48	2,207.48	0.00	2,207.48
LGIP LGIP	TEXPOOL	N/A	Local Government Investment Pool	Local Government Investment Pool	N/A	4/21/2021	4/21/2021	4,176.29	4,176.29	0.00	4,176.29
LGIP LGIP	TEXPOOL	N/A	Local Government Investment Pool	Local Government Investment Pool	N/A	4/15/2021	4/15/2021	13,648.71	13,648.71	0.00	13,648.71
LGIP LGIP	TEXPOOL	N/A	Local Government Investment Pool	Local Government Investment Pool	N/A	4/15/2021	4/15/2021	22,658.51	22,658.51	0.00	22,658.51
LGIP LGIP	TEXPOOL	N/A	Local Government Investment Pool	Local Government Investment Pool	N/A	4/12/2021	4/12/2021	32,794.59	32,794.59	0.00	32,794.59
LGIP LGIP	TEXPOOL	N/A	Local Government Investment Pool	Local Government Investment Pool	N/A	4/12/2021	4/12/2021	62,189.22	62,189.22	0.00	62,189.22
LGIP LGIP	TEXPOOL	N/A	Local Government Investment Pool	Local Government Investment Pool	N/A	4/8/2021	4/8/2021	11.48	11.48	0.00	11.48
LGIP LGIP	TEXPOOL	N/A	Local Government Investment Pool	Local Government Investment Pool	N/A	4/7/2021	4/7/2021	11,445.23	11,445.23	0.00	11,445.23
LGIP LGIP	TEXPOOL	N/A	Local Government Investment Pool	Local Government Investment Pool	N/A	4/7/2021	4/7/2021	21,651.61	21,651.61	0.00	21,651.61
LGIP LGIP	TEXPOOL	N/A	Local Government Investment Pool	Local Government Investment Pool	N/A	4/1/2021	4/1/2021	20,434.86	20,434.86	0.00	20,434.86
LGIP LGIP	TEXPOOL	N/A	Local Government Investment Pool	Local Government Investment Pool	N/A	4/1/2021	4/1/2021	35,294.37	35,294.37	0.00	35,294.37
<b>Sub Total / Average Deposit</b>								<b>476,666.28</b>	<b>476,666.28</b>	<b>0.00</b>	<b>476,666.28</b>
<b>Interest</b>											
LGIP LGIP	TEXPOOL	N/A	Local Government Investment Pool	Local Government Investment Pool	N/A	4/30/2021	4/30/2021	0.00	0.00	181.52	181.52
LGIP LGIP	TEXASCLASS	N/A	Local Government Investment Pool	Local Government Investment Pool	N/A	4/30/2021	4/30/2021	0.00	0.00	575.19	575.19
T-Note 2.375 4/15/2021	9128284G2	2.375	US Treasury	Treasury Note	4/15/2021	4/15/2021	4/15/2021	0.00	0.00	11,875.00	11,875.00
<b>Sub Total / Average Interest</b>								<b>0.00</b>	<b>0.00</b>	<b>12,631.71</b>	<b>12,631.71</b>
<b>Matured</b>											
T-Note 2.375 4/15/2021	9128284G2	2.375	US Treasury	Treasury Note	4/15/2021	4/15/2021	4/15/2021	1,000,000.00	1,000,000.00	0.00	1,000,000.00
<b>Sub Total / Average Matured</b>								<b>1,000,000.00</b>	<b>1,000,000.00</b>	<b>0.00</b>	<b>1,000,000.00</b>
<b>Withdraw</b>											
LGIP LGIP	TEXPOOL	N/A	Local Government Investment Pool	Local Government Investment Pool	N/A	4/7/2021	4/7/2021	500,000.00	500,000.00	0.00	500,000.00
<b>Sub Total / Average Withdraw</b>								<b>500,000.00</b>	<b>500,000.00</b>	<b>0.00</b>	<b>500,000.00</b>