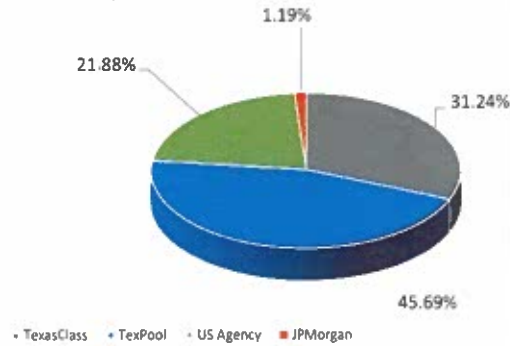


CITY OF WEST UNIVERSITY PLACE
 Monthly Investment Report
 Period Ending: January 31, 2021




Security Sector




		December 31, 2020	January 31, 2021
		Beginning Balance	Ending Balance
CASH AND INVESTMENT POOLS			
JPMorgan Chase Bank *	Market Value	1,731,899.63	598,237.98
TexPool	Market Value	40,727,097.31	22,964,906.79
TexasClass	Market Value	10,701,889.40	15,702,621.96
AGENCY SECURITIES			
	Book Value	11,149,253.17	11,133,718.92
	Market Value	11,137,380.00	11,143,880.00
	Par Value	11,000,000.00	11,000,000.00
TOTAL PORTFOLIO			
	Book Value	64,310,139.51	50,399,485.65
	Market Value	64,298,266.34	50,409,646.73
	Par Value	64,160,886.34	50,265,766.73
	Weighted Average Call/Maturity (in Days) **		57
	Weighted Average Maturity (in Days) **		57
	Weighted Average Yield to Maturity **		0.1120%
	Earnings / Current Year to Date		4,965.62
	Accrued Interest		4,965.62
COMPARATIVE YIELDS			
	Treasury Bill / 3 Month		0.0800%
	Treasury Bill / 6 Month		0.0900%
	Treasury Note / 2 Year		0.1300%

* Bank Statement Balance

This report is presented in accordance with the Texas Government Code Title 10 / Section 2256.023.
 The below signed hereby certify that, to the best of their knowledge on the date this report was generated, the City of West University Place is in compliance with the provisions of Government Code 2256 and with the stated policies and strategies of the City of West University Place.


 Harrison Nicholson
 Treasurer


 Katherine D. Bose
 Finance Director

City of West University Place
Date To Date
MONTHLY Investment Report - Summary Page
Report Format: By Transaction
Group By: Security Sector
Portfolio / Report Group: All Portfolios
Begin Date: 12/31/2020, End Date: 1/31/2021

Description	CUSIP/ Ticker	Settlement Date	Maturity Date	Beginning MV	Ending MV	Beginning BV	Ending BV	Beginning Face Amount/ Shares	Ending Face Amount/ Shares	Ending Days To Call/ Maturity	Ending Days To Maturity	Ending YTM @ Cost	Interest Earned During Period-BV	Ending Market Accrued Interest
Cash														
JPMorgan Chase Cash	CASH8159	12/31/2015	N/A	1,731,899.63	598,237.98	1,731,899.63	598,237.98	1,731,899.63	598,237.98	1	1	0.000	0.00	N/A
Sub Total/Average Cash				1,731,899.63	598,237.98	1,731,899.63	598,237.98	1,731,899.63	598,237.98	1	1	0.000	0.00	0.00
Local Government Investment Pool														
LGIP LGIP	TEXASCLASS	10/26/2020	N/A	10,701,889.40	15,702,621.96	10,701,889.40	15,702,621.96	10,701,889.40	15,702,621.96	1	1	0.077	732.56	N/A
LGIP LGIP	TEXPOOL	09/30/2008	N/A	40,727,097.31	22,964,906.79	40,727,097.31	22,964,906.79	40,727,097.31	22,964,906.79	1	1	0.079	1,966.73	N/A
Sub Total/Average Local Government Investment Pool				51,428,986.71	38,667,528.75	51,428,986.71	38,667,528.75	51,428,986.71	38,667,528.75	1	1	0.078	2,699.29	0.00
US Agency														
FFCB 0.1 11/30/2021	3133EMHS4	12/11/2020	11/30/2021	2,000,080.00	1,999,920.00	2,000,054.78	2,000,049.78	2,000,000.00	2,000,000.00	303	303	0.097	161.66	333.33
FHLB 2.625 12/10/2021	313376C94	12/11/2020	12/10/2021	3,070,890.00	3,064,800.00	3,071,355.16	3,065,040.54	3,000,000.00	3,000,000.00	313	313	0.097	247.88	11,156.25
Sub Total/Average US Agency				5,070,970.00	5,064,720.00	5,071,409.94	5,065,090.32	5,000,000.00	5,000,000.00	309	309	0.097	409.54	11,489.58
US Treasury														
T-Note 2.125 9/30/2021	912828F21	12/11/2020	09/30/2021	5,060,000.00	5,074,600.00	5,075,777.63	5,067,172.84	5,000,000.00	5,000,000.00	242	242	0.096	443.97	35,903.16
T-Note 2.375 4/15/2021	9128284G2	10/02/2019	04/15/2021	1,006,410.00	1,004,560.00	1,002,065.60	1,001,455.76	1,000,000.00	1,000,000.00	74	74	1.644	1,412.82	7,046.70
Sub Total/Average US Treasury				6,066,410.00	6,079,160.00	6,077,843.23	6,068,628.60	6,000,000.00	6,000,000.00	214	214	0.353	1,856.79	42,949.86
Total / Average				64,298,266.34	50,409,646.73	64,310,139.51	50,399,485.65	64,160,886.34	50,265,766.73	57	57	0.112	4,965.62	54,439.44

City of West University Place
Date To Date
01 Monthly Investment Report - Part A
Report Format: By Transaction
Group By: Security Sector
Portfolio / Report Group: All Portfolios
Begin Date: 12/31/2020, End Date: 1/31/2021

Description	CUSIP/ Ticker	Beginning Face Amount/ Shares	Ending Face Amount/ Shares	Beginning MV	Ending MV	Beginning BV	Ending BV	Beginning YTM @ Cost	Ending YTM @ Cost	Ending Market Accrued Interest	Interest/ Dividends	Interest Earned During Period-BV
Cash												
JPMorgan Chase Cash	CASH8159	1,731,899.63	598,237.98	1,731,899.63	598,237.98	1,731,899.63	598,237.98	0.000	0.000	N/A	0.00	0.00
Sub Total/Average Cash		1,731,899.63	598,237.98	1,731,899.63	598,237.98	1,731,899.63	598,237.98	0.000	0.000	0.00	0.00	0.00
Local Government Investment Pool												
LGIP LGIP	TEXASCLASS	10,701,889.40	15,702,621.96	10,701,889.40	15,702,621.96	10,701,889.40	15,702,621.96	0.088	0.077	N/A	732.56	732.56
LGIP LGIP	TEXPOOL	40,727,097.31	22,964,906.79	40,727,097.31	22,964,906.79	40,727,097.31	22,964,906.79	0.091	0.079	N/A	1,966.73	1,966.73
Sub Total/Average Local Government Investment Pool		51,428,986.71	38,667,528.75	51,428,986.71	38,667,528.75	51,428,986.71	38,667,528.75	0.090	0.078	0.00	2,699.29	2,699.29
US Agency												
FFCB 0.1 11/30/2021	3133EMHS4	2,000,000.00	2,000,000.00	2,000,080.00	1,999,920.00	2,000,054.78	2,000,049.78	0.097	0.097	333.33	0.00	161.66
FHLB 2.625 12/10/2021	313376C94	3,000,000.00	3,000,000.00	3,070,890.00	3,064,800.00	3,071,355.16	3,065,040.54	0.097	0.097	11,156.25	0.00	247.88
Sub Total/Average US Agency		5,000,000.00	5,000,000.00	5,070,970.00	5,064,720.00	5,071,409.94	5,065,090.32	0.097	0.097	11,489.58	0.00	409.54
US Treasury												
T-Note 2.125 9/30/2021	912828F21	5,000,000.00	5,000,000.00	5,060,000.00	5,074,600.00	5,075,777.63	5,067,172.84	0.096	0.096	35,903.16	0.00	443.97
T-Note 2.375 4/15/2021	9128284G2	1,000,000.00	1,000,000.00	1,006,410.00	1,004,560.00	1,002,065.60	1,001,455.76	1.644	1.644	7,046.70	0.00	1,412.82
Sub Total/Average US Treasury		6,000,000.00	6,000,000.00	6,066,410.00	6,079,160.00	6,077,843.23	6,068,628.60	0.353	0.353	42,949.86	0.00	1,856.79
Total / Average		64,160,886.34	50,265,766.73	64,298,266.34	50,409,646.73	64,310,139.51	50,399,485.65	0.113	0.112	54,439.44	2,699.29	4,965.62

City of West University Place
Transactions Summary
MONTHLY Transaction Summary - by Action
Group By: Action
Portfolio / Report Group: All Portfolios
Begin Date: 12/31/2020, End Date: 01/31/2021

Description	CUSIP/ Ticker	Coupon Rate	Security Sector	Security Type	Maturity Date	Settlement Date	Trade Date	Face Amount/ Shares	Principal	Interest/ Dividends	Total	Price	YTM @ Cost
Deposit													
LGIP LGIP	TEXPOOL	N/A	Local Government Investment Pool	Local Government Investment Pool	N/A	01/29/2021	01/29/2021	1,966.73	1,966.73	0.00	1,966.73	100	0.000
LGIP LGIP	TEXASCLASS	N/A	Local Government Investment Pool	Local Government Investment Pool	N/A	01/29/2021	01/29/2021	732.56	732.56	0.00	732.56	100	0.000
LGIP LGIP	TEXASCLASS	N/A	Local Government Investment Pool	Local Government Investment Pool	N/A	01/28/2021	01/28/2021	5,000,000.00	5,000,000.00	0.00	5,000,000.00	100	0.000
LGIP LGIP	TEXPOOL	N/A	Local Government Investment Pool	Local Government Investment Pool	N/A	01/27/2021	01/27/2021	80,920.87	80,920.87	0.00	80,920.87	100	0.000
LGIP LGIP	TEXPOOL	N/A	Local Government Investment Pool	Local Government Investment Pool	N/A	01/27/2021	01/27/2021	153,329.36	153,329.36	0.00	153,329.36	100	0.000
LGIP LGIP	TEXPOOL	N/A	Local Government Investment Pool	Local Government Investment Pool	N/A	01/26/2021	01/26/2021	156,022.86	156,022.86	0.00	156,022.86	100	0.000
LGIP LGIP	TEXPOOL	N/A	Local Government Investment Pool	Local Government Investment Pool	N/A	01/26/2021	01/26/2021	295,632.89	295,632.89	0.00	295,632.89	100	0.000
LGIP LGIP	TEXPOOL	N/A	Local Government Investment Pool	Local Government Investment Pool	N/A	01/25/2021	01/25/2021	207,572.08	207,572.08	0.00	207,572.08	100	0.000
LGIP LGIP	TEXPOOL	N/A	Local Government Investment Pool	Local Government Investment Pool	N/A	01/25/2021	01/25/2021	393,308.99	393,308.99	0.00	393,308.99	100	0.000
LGIP LGIP	TEXPOOL	N/A	Local Government Investment Pool	Local Government Investment Pool	N/A	01/22/2021	01/22/2021	101,665.37	101,665.37	0.00	101,665.37	100	0.000
LGIP LGIP	TEXPOOL	N/A	Local Government Investment Pool	Local Government Investment Pool	N/A	01/22/2021	01/22/2021	192,636.18	192,636.18	0.00	192,636.18	100	0.000
LGIP LGIP	TEXPOOL	N/A	Local Government Investment Pool	Local Government Investment Pool	N/A	01/21/2021	01/21/2021	67,885.69	67,885.69	0.00	67,885.69	100	0.000
LGIP LGIP	TEXPOOL	N/A	Local Government Investment Pool	Local Government Investment Pool	N/A	01/21/2021	01/21/2021	128,695.08	128,695.08	0.00	128,695.08	100	0.000
LGIP LGIP	TEXPOOL	N/A	Local Government Investment Pool	Local Government Investment Pool	N/A	01/19/2021	01/19/2021	171,625.34	171,625.34	0.00	171,625.34	100	0.000
LGIP LGIP	TEXPOOL	N/A	Local Government Investment Pool	Local Government Investment Pool	N/A	01/19/2021	01/19/2021	325,220.63	325,220.63	0.00	325,220.63	100	0.000
LGIP LGIP	TEXPOOL	N/A	Local Government Investment Pool	Local Government Investment Pool	N/A	01/15/2021	01/15/2021	56.62	56.62	0.00	56.62	100	0.000
LGIP LGIP	TEXPOOL	N/A	Local Government Investment Pool	Local Government Investment Pool	N/A	01/15/2021	01/15/2021	200,978.01	200,978.01	0.00	200,978.01	100	0.000
LGIP LGIP	TEXPOOL	N/A	Local Government Investment Pool	Local Government Investment Pool	N/A	01/15/2021	01/15/2021	380,449.70	380,449.70	0.00	380,449.70	100	0.000
LGIP LGIP	TEXPOOL	N/A	Local Government Investment Pool	Local Government Investment Pool	N/A	01/14/2021	01/14/2021	207,509.03	207,509.03	0.00	207,509.03	100	0.000
LGIP LGIP	TEXPOOL	N/A	Local Government Investment Pool	Local Government Investment Pool	N/A	01/14/2021	01/14/2021	392,940.21	392,940.21	0.00	392,940.21	100	0.000
LGIP LGIP	TEXPOOL	N/A	Local Government Investment Pool	Local Government Investment Pool	N/A	01/13/2021	01/13/2021	136,329.05	136,329.05	0.00	136,329.05	100	0.000
LGIP LGIP	TEXPOOL	N/A	Local Government Investment Pool	Local Government Investment Pool	N/A	01/13/2021	01/13/2021	258,285.84	258,285.84	0.00	258,285.84	100	0.000
LGIP LGIP	TEXPOOL	N/A	Local Government Investment Pool	Local Government Investment Pool	N/A	01/12/2021	01/12/2021	819,282.77	819,282.77	0.00	819,282.77	100	0.000
LGIP LGIP	TEXPOOL	N/A	Local Government Investment Pool	Local Government Investment Pool	N/A	01/12/2021	01/12/2021	1,552,107.31	1,552,107.31	0.00	1,552,107.31	100	0.000
LGIP LGIP	TEXPOOL	N/A	Local Government Investment Pool	Local Government Investment Pool	N/A	01/11/2021	01/11/2021	162,711.26	162,711.26	0.00	162,711.26	100	0.000
LGIP LGIP	TEXPOOL	N/A	Local Government Investment Pool	Local Government Investment Pool	N/A	01/11/2021	01/11/2021	308,585.80	308,585.80	0.00	308,585.80	100	0.000
LGIP LGIP	TEXPOOL	N/A	Local Government Investment Pool	Local Government Investment Pool	N/A	01/07/2021	01/07/2021	465,670.35	465,670.35	0.00	465,670.35	100	0.000
LGIP LGIP	TEXPOOL	N/A	Local Government Investment Pool	Local Government Investment Pool	N/A	01/07/2021	01/07/2021	882,482.41	882,482.41	0.00	882,482.41	100	0.000
LGIP LGIP	TEXPOOL	N/A	Local Government Investment Pool	Local Government Investment Pool	N/A	01/06/2021	01/06/2021	240,431.30	240,431.30	0.00	240,431.30	100	0.000
LGIP LGIP	TEXPOOL	N/A	Local Government Investment Pool	Local Government Investment Pool	N/A	01/06/2021	01/06/2021	455,424.40	455,424.40	0.00	455,424.40	100	0.000
LGIP LGIP	TEXPOOL	N/A	Local Government Investment Pool	Local Government Investment Pool	N/A	01/05/2021	01/05/2021	171,843.95	171,843.95	0.00	171,843.95	100	0.000
LGIP LGIP	TEXPOOL	N/A	Local Government Investment Pool	Local Government Investment Pool	N/A	01/05/2021	01/05/2021	325,423.96	325,423.96	0.00	325,423.96	100	0.000
LGIP LGIP	TEXPOOL	N/A	Local Government Investment Pool	Local Government Investment Pool	N/A	01/04/2021	01/04/2021	126,723.20	126,723.20	0.00	126,723.20	100	0.000
LGIP LGIP	TEXPOOL	N/A	Local Government Investment Pool	Local Government Investment Pool	N/A	01/04/2021	01/04/2021	239,759.77	239,759.77	0.00	239,759.77	100	0.000
Sub Total / Average Deposit								14,604,209.57	14,604,209.57	0.00	14,604,209.57		

Interest													
LGIP LGIP	TEXPOOL	N/A	Local Government Investment Pool	Local Government Investment Pool	N/A	01/29/2021	01/29/2021	0.00	0.00	1,966.73	1,966.73		0.000
LGIP LGIP	TEXASCLASS	N/A	Local Government Investment Pool	Local Government Investment Pool	N/A	01/29/2021	01/29/2021	0.00	0.00	732.56	732.56		0.000
Sub Total / Average Interest								0.00	0.00	2,699.29	2,699.29		
Withdraw													
JPMorgan Chase Cash	CASH8159	N/A	Cash	Cash	N/A	01/29/2021	01/29/2021	1,133,661.65	1,133,661.65	0.00	1,133,661.65	0	0.000
LGIP LGIP	TEXPOOL	N/A	Local Government Investment Pool	Local Government Investment Pool	N/A	01/28/2021	01/28/2021	5,000,000.00	5,000,000.00	0.00	5,000,000.00	0	0.000
LGIP LGIP	TEXPOOL	N/A	Local Government Investment Pool	Local Government Investment Pool	N/A	01/27/2021	01/27/2021	4,300,000.00	4,300,000.00	0.00	4,300,000.00	0	0.000
LGIP LGIP	TEXPOOL	N/A	Local Government Investment Pool	Local Government Investment Pool	N/A	01/14/2021	01/14/2021	500,000.00	500,000.00	0.00	500,000.00	0	0.000
LGIP LGIP	TEXPOOL	N/A	Local Government Investment Pool	Local Government Investment Pool	N/A	01/04/2021	01/04/2021	17,565,667.53	17,565,667.53	0.00	17,565,667.53	0	0.000
Sub Total / Average Withdraw								28,499,329.18	28,499,329.18	0.00	28,499,329.18		