



# **Annual Report of Certain Financial and Local Debt Information**

**Fiscal Year Ended December 31, 2018**

Denotes Required Information Pursuant to Local Government Code, Section 140.008

This report was posted on the City's website on June 24, 2019.



## ☑ Overview of Certain Financial/Bond Ratings

- ☐ **Credit Ratings:** The City of West University Place, Texas (the “City”) maintains an independent rating from a nationally recognized credit rating agency, S&P Global Ratings that evaluates the City’s financial strength and its ability to pay its existing bonds. The current credit rating for the City is displayed below:

Bond Credit Ratings	S&P
General Obligation Debt	AAA

- ✓ **S&P Global Ratings:** Assigns a “AAA” credit rating to the City, defined as “Having extremely strong capacity to meet its financial commitments. It is the highest issuer credit rating assigned by S&P Global Ratings.”



## ☑ Overview of Historical Bond Elections

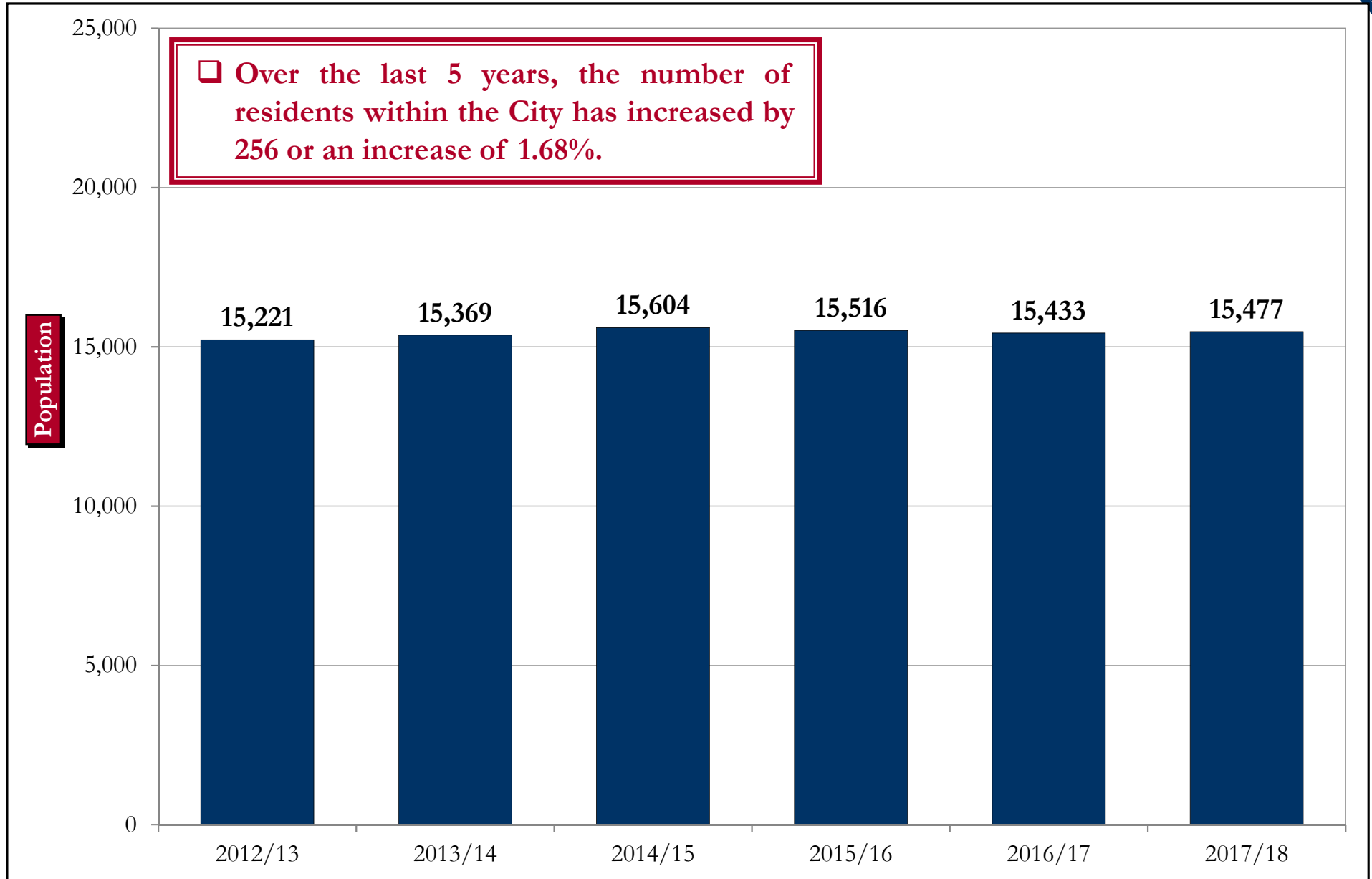
- The following summarizes the City's General Obligation bond programs approved by voters over the last 20 years:

<b>City's Historical Bond Elections Approved By Voters</b>			
<b>Election Date</b>	<b>Purpose</b>	<b>Election Amount</b>	<b>Dollar Amount Remaining To Be Issued</b>
November 4, 2008	Parks & Recreation	\$13,800,000	\$0
November 7, 2006	Parks	2,000,000	2,000,000 *
November 7, 2000	Sidewalks	5,000,000	0
<b>Total Dollar Amount Of Authorized But Unissued Bonds - As of December 31, 2018:</b>			<b>\$2,000,000 *</b>

\* Not included in totals because remaining authorizations are considered to be too old or too small

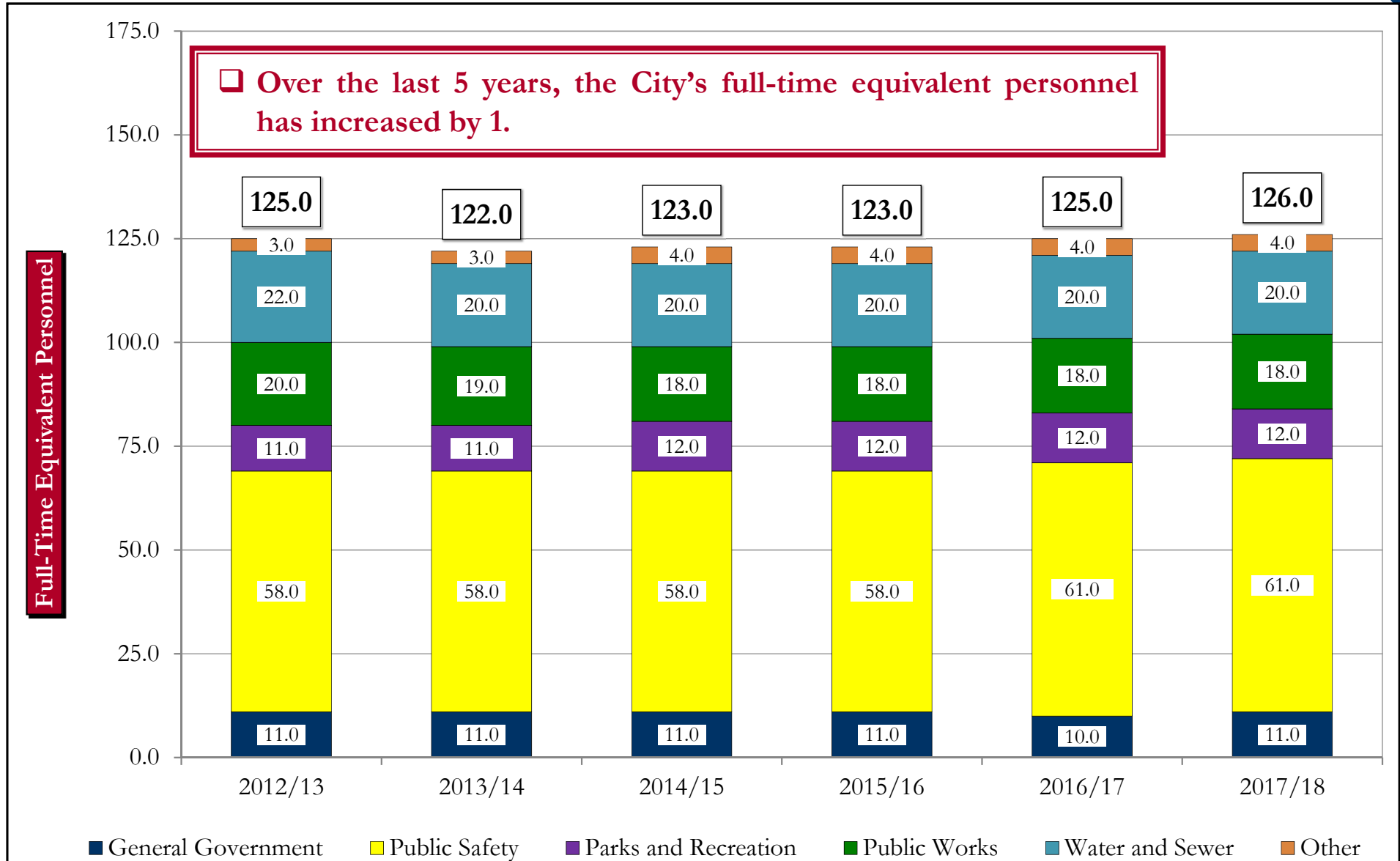


# Historical Population



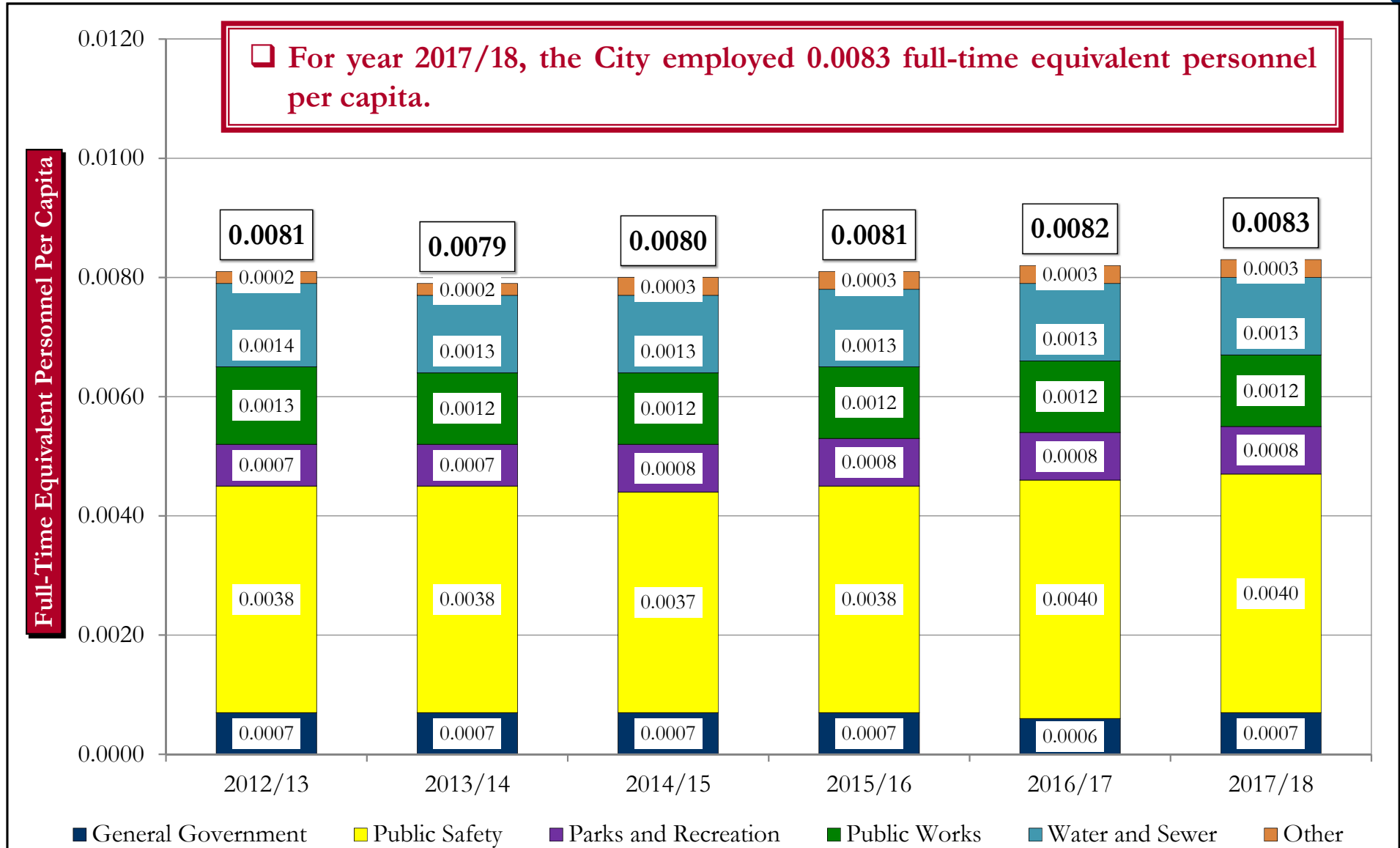


# Full-Time Equivalent Personnel





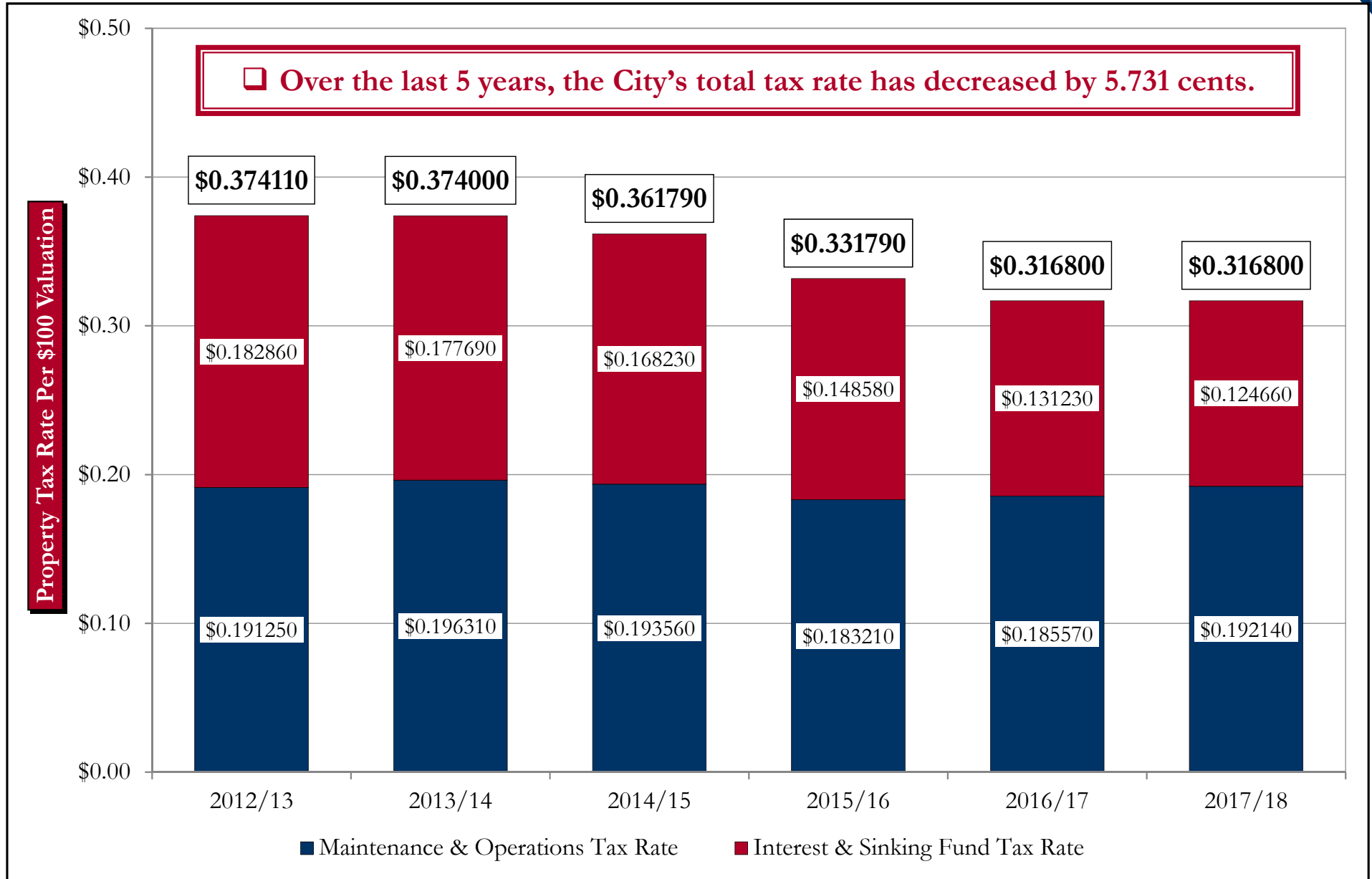
# Full-Time Equivalent Personnel Per Capita



Note: Total Full-Time Equivalent Personnel Per Capita may differ due to rounding.



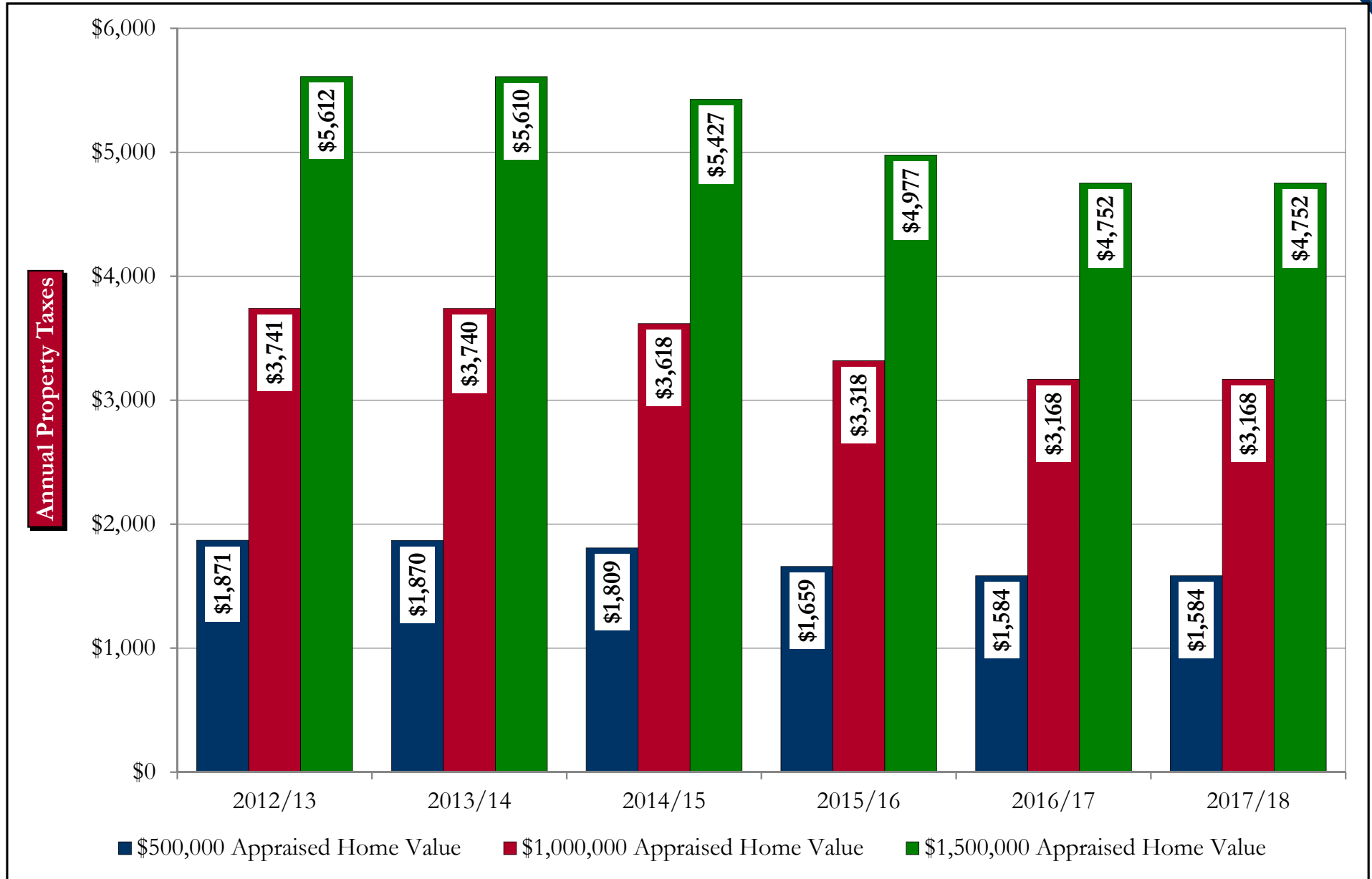
# Historical Tax Rates



Source: City's Audited Financial Statements and City records.



# Historical Total Property Taxes For Various Appraised Home Values



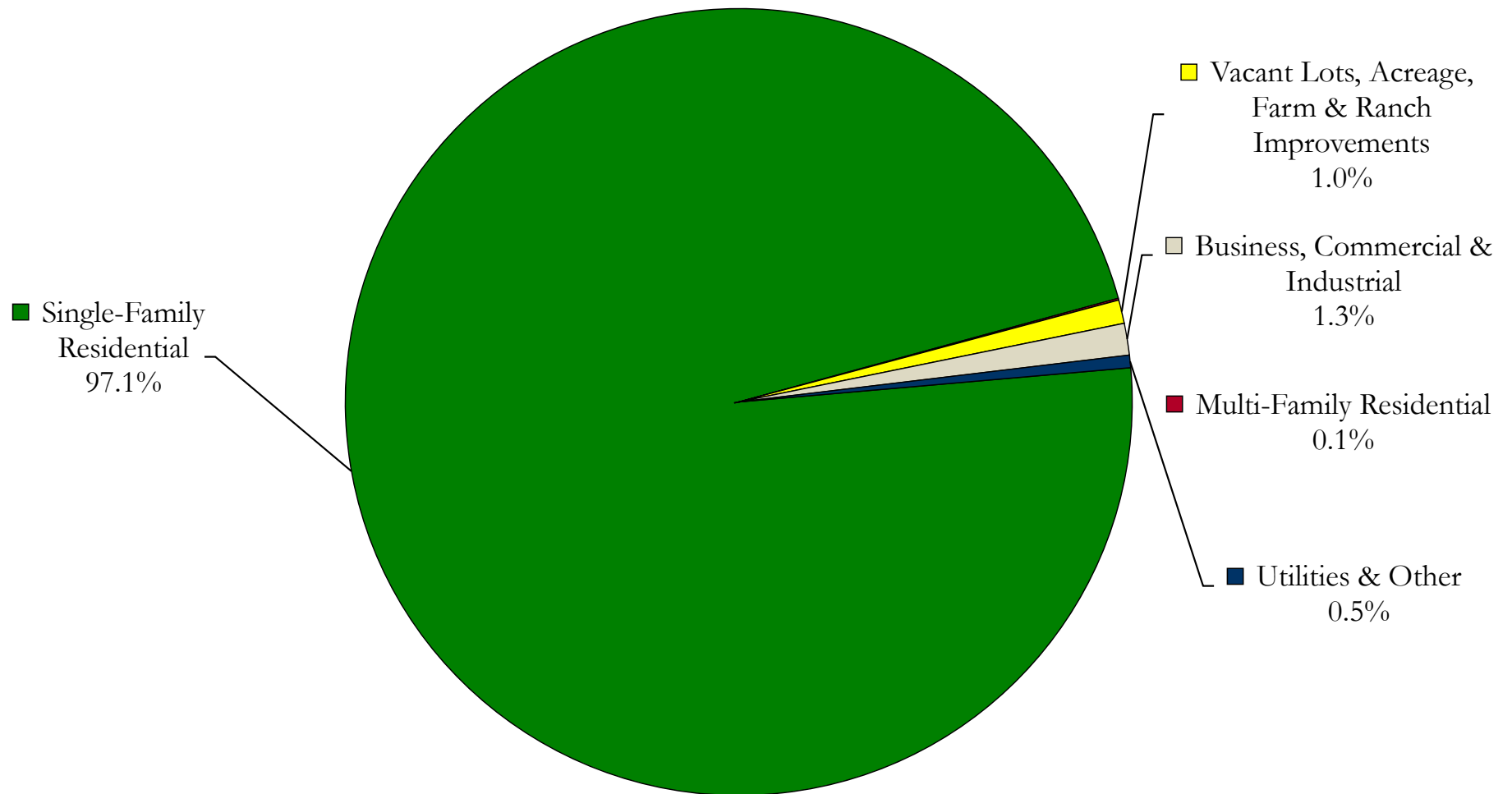
Note: Taxes do not include a local optional homestead exemption.





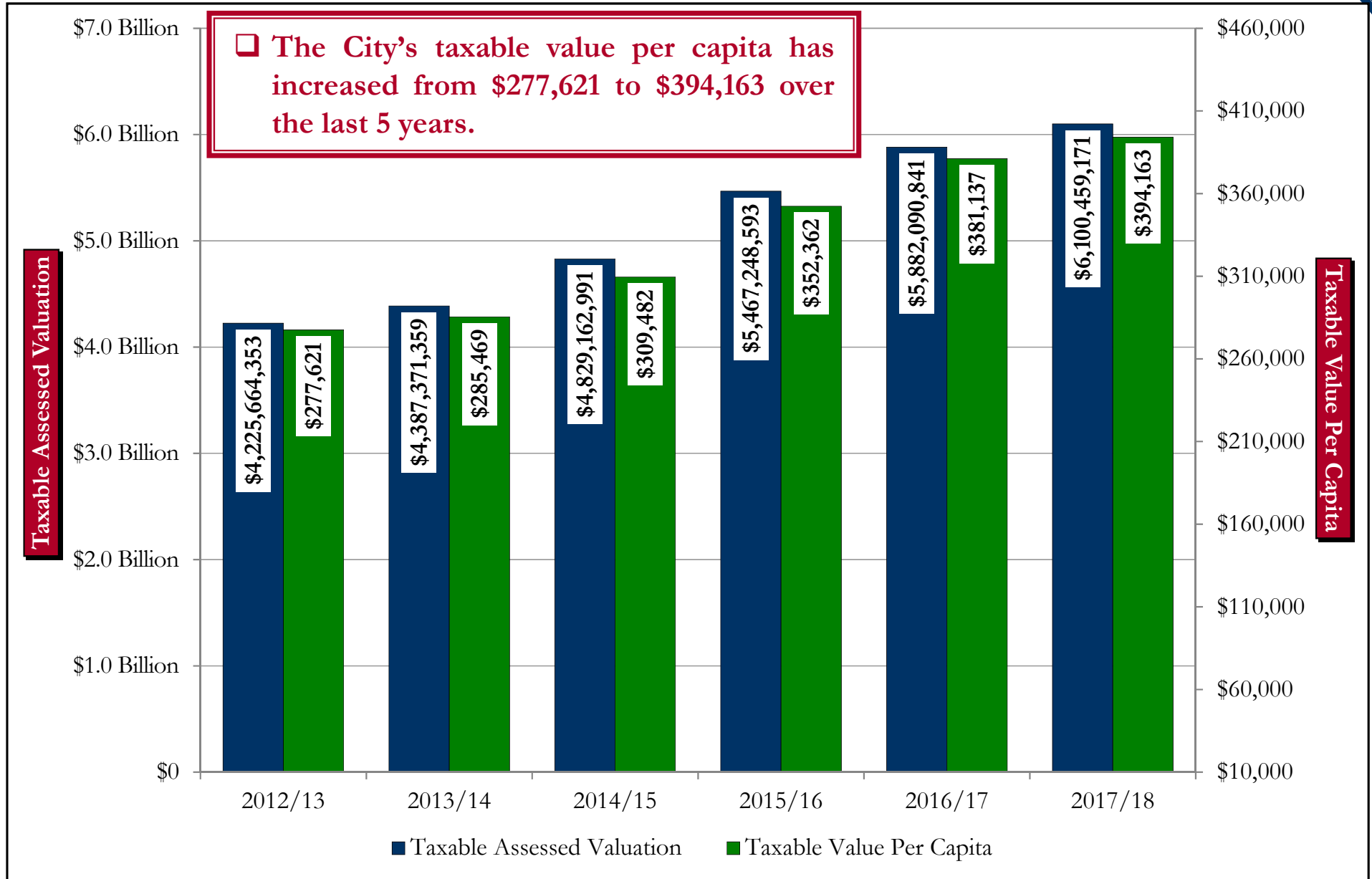
# Composition of Total Assessed Valuation – Year 2017/18

For year 2017/18 the City's Total Assessed Valuation was \$6,428,557,423. Single-Family Residential properties comprised 97.1% of the City's total assessed valuation and other property categories comprised 2.9%.



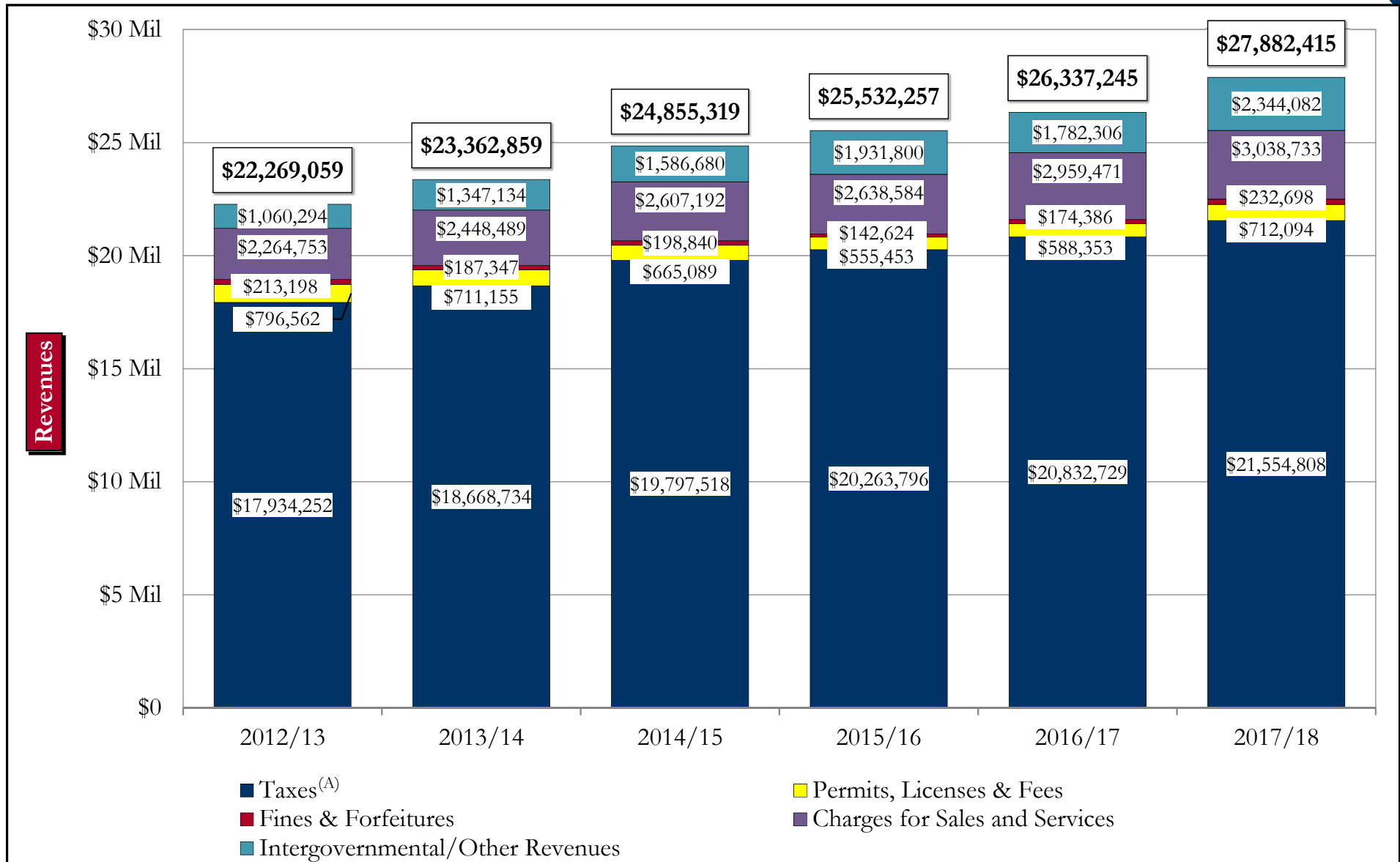


# Historical Taxable Assessed Valuation and Taxable Value Per Capita





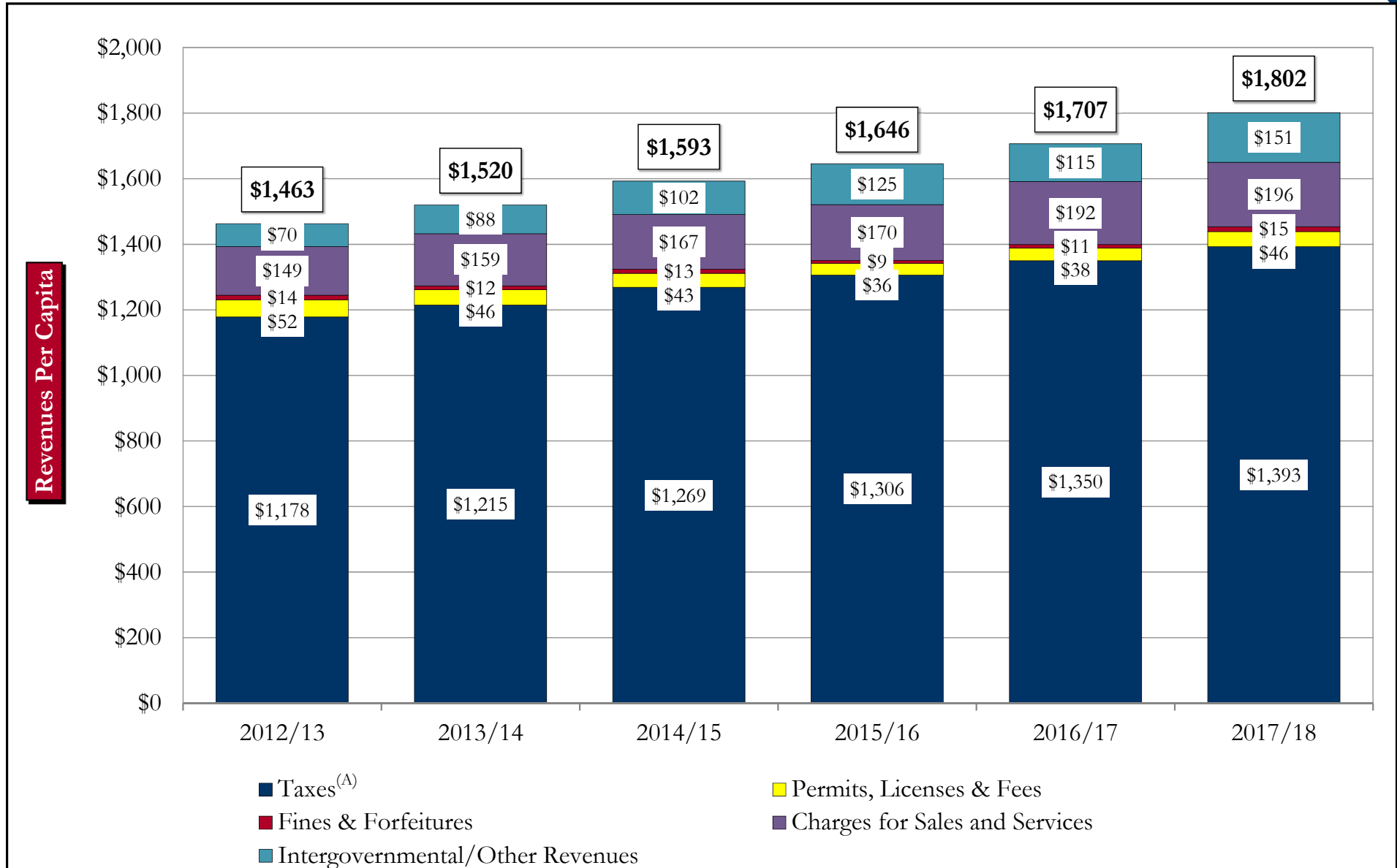
# Governmental Fund\* Revenues By Source



<sup>(A)</sup> Includes Property, Sales, Franchise and Other Taxes collected by the City.



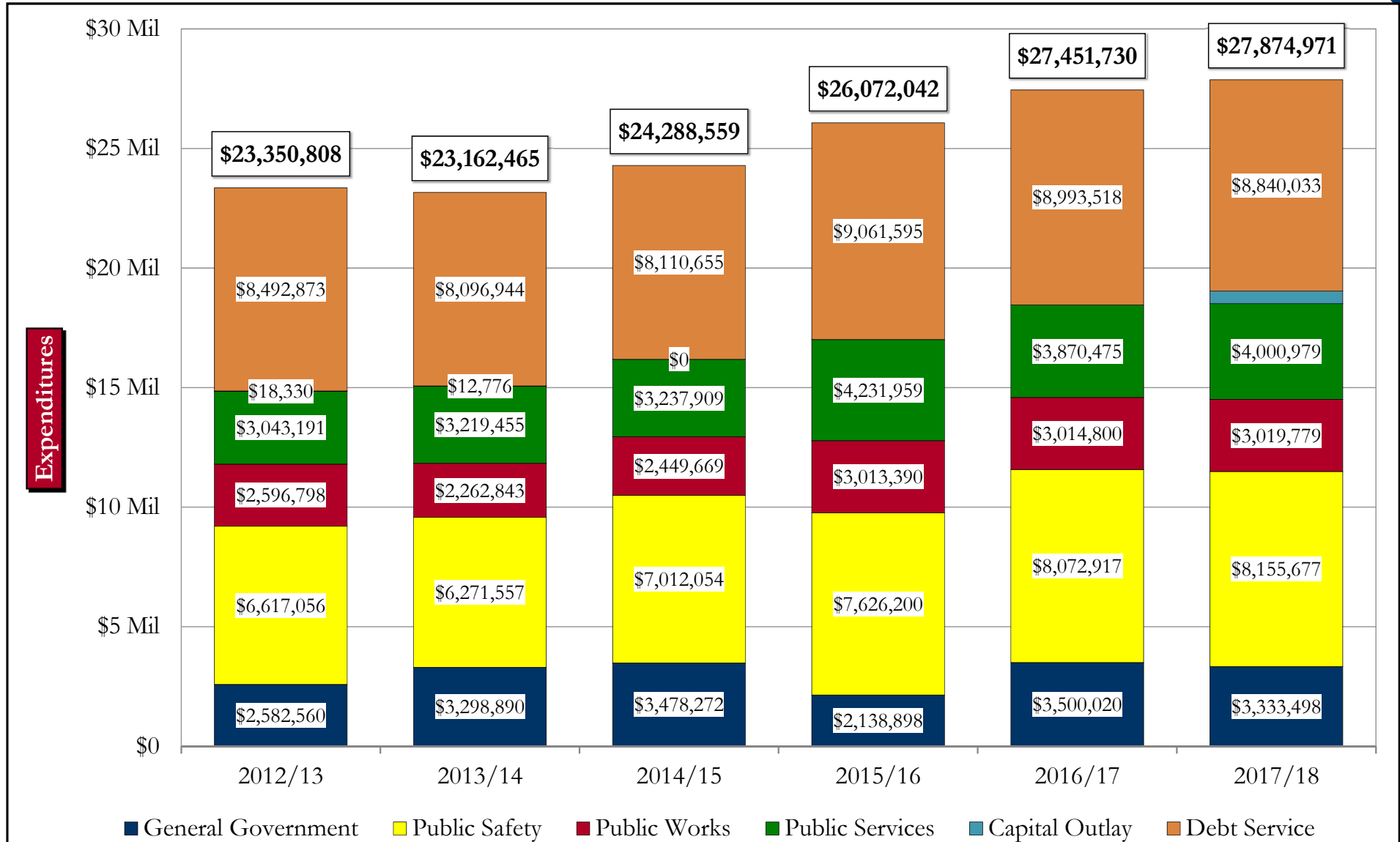
# Governmental Fund\* Revenues Per Capita



<sup>(A)</sup> Includes Property, Sales, Franchise and Other Taxes collected by the City.



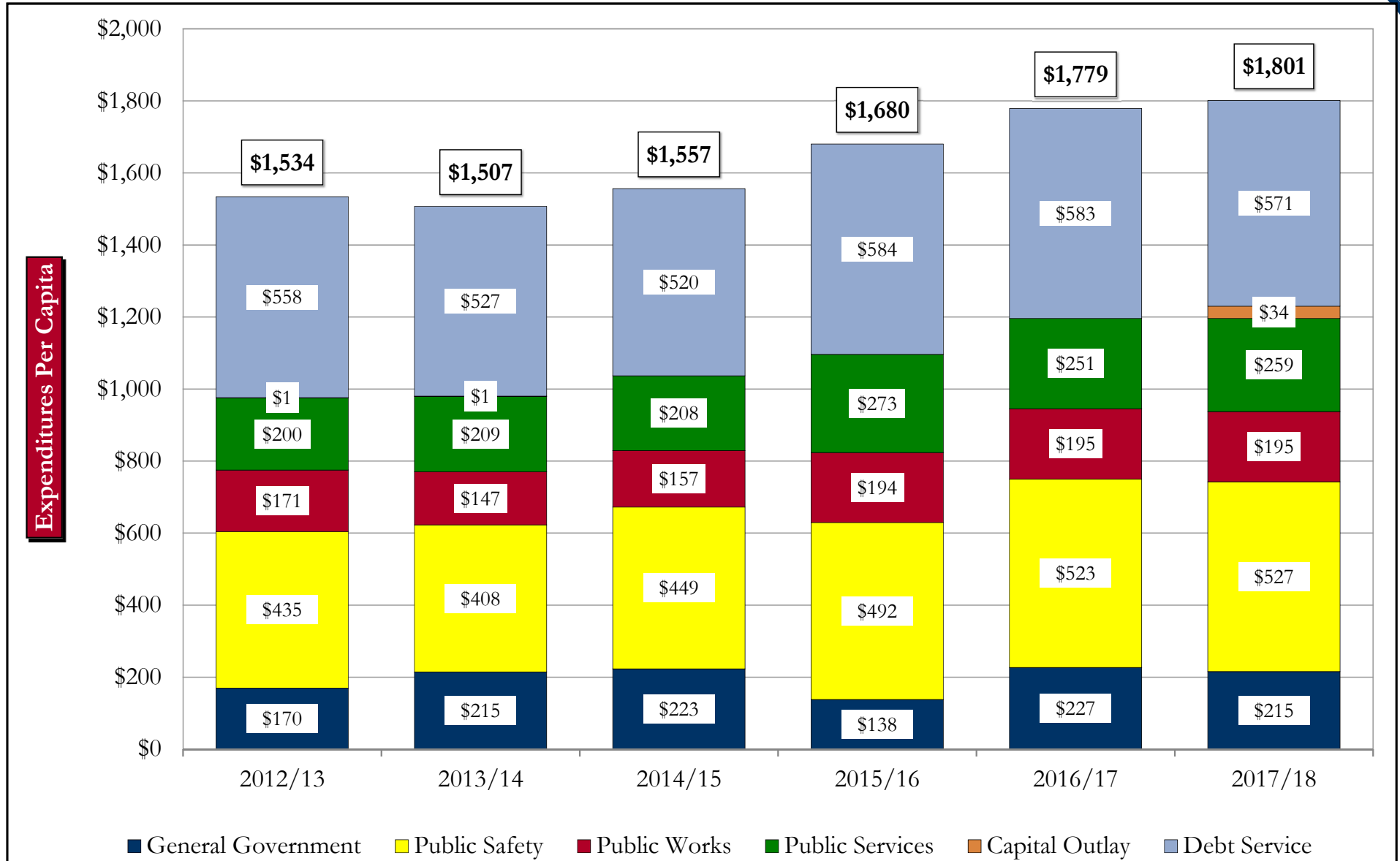
# Governmental Fund\* Expenditures By Source



\*Excludes the Capital Projects Fund. Source: City's Audited Financial Statements and City records.



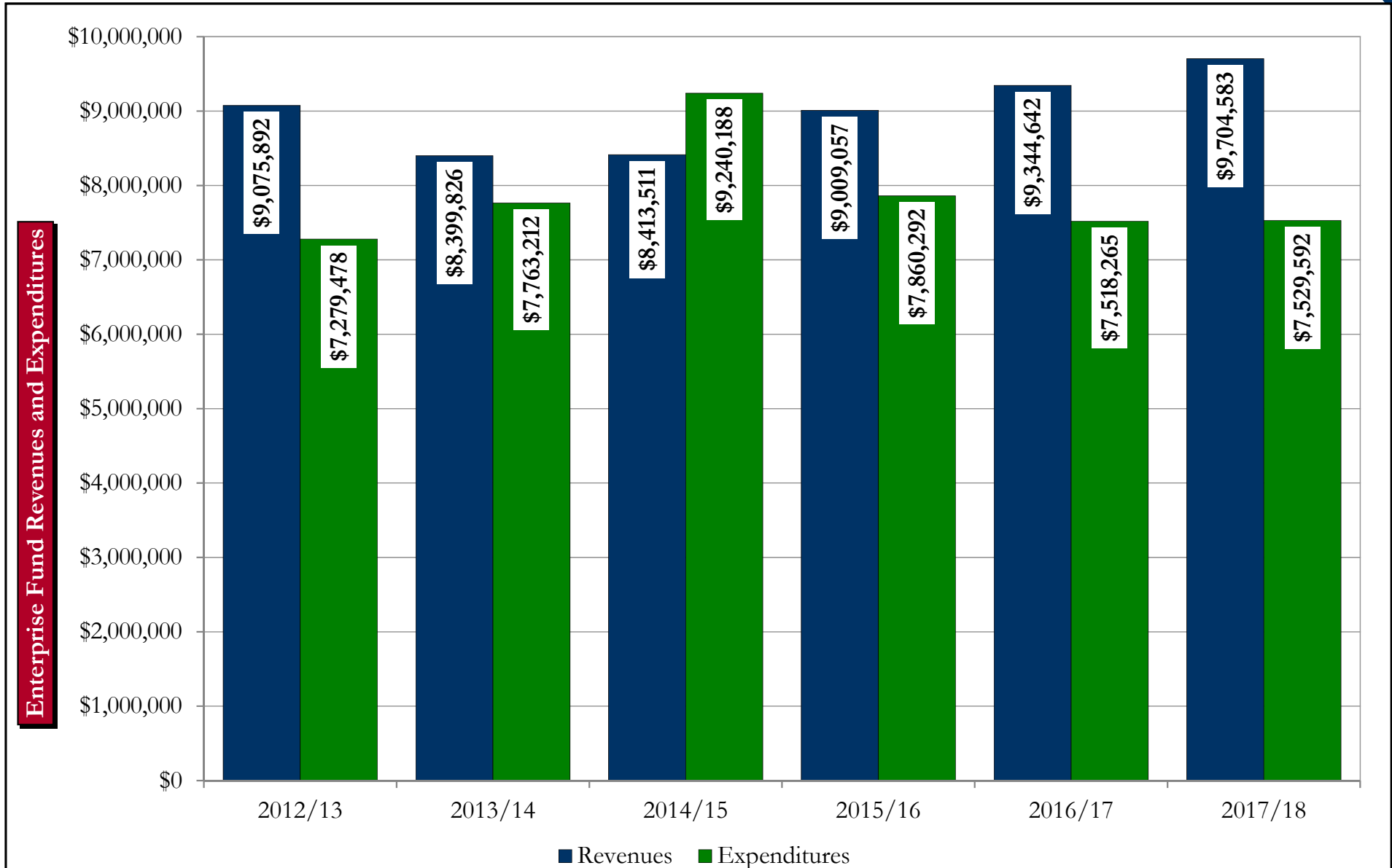
# Governmental Fund\* Expenditures Per Capita



\*Excludes the Capital Projects Fund. Source: City's Audited Financial Statements and City records. Totals may differ due to rounding.



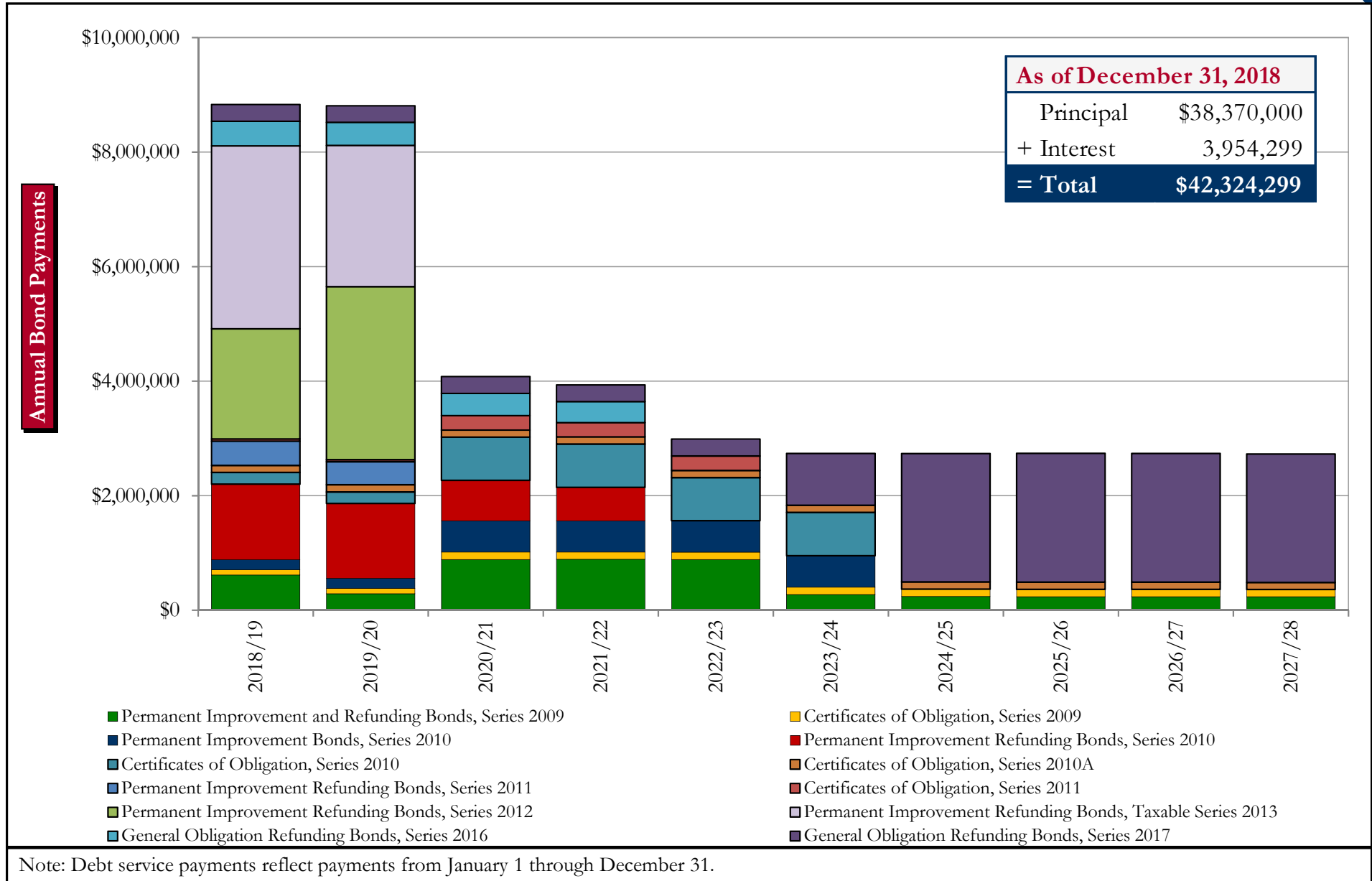
# Enterprise Fund (Business-Type Activities\*) Revenues and Expenditures



\* Does not include Grants, Contributions or Debt Service payments. Includes Depreciation.



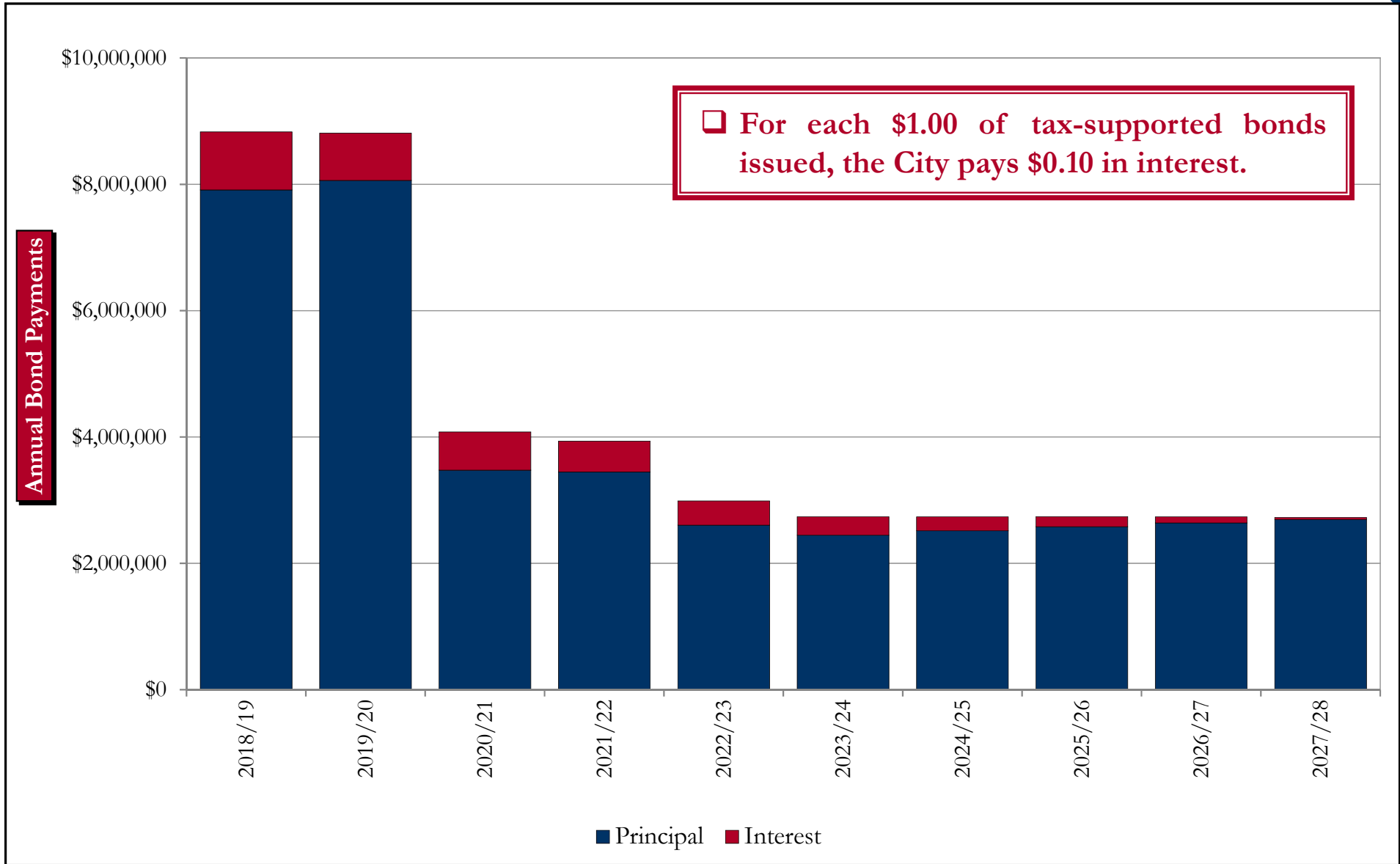
# ☑ Tax-Supported Debt Service By Series







# ☑ Tax-Supported Debt Service By Principal and Interest



Note: Debt service payments reflect payments from January 1 through December 31.



# ☑ Summary of Tax-Supported Debt Outstanding By Series – As of Fiscal Year Ended December 31, 2018

No.	Issue Description	Purpose	Original Principal Amount	Outstanding Principal	Total Outstanding Debt Service	Outstanding Principal Per Capita	Outstanding Debt Service Per Capita	Final Maturity Date	Partially Secured by Ad Valorem Taxes	Total Proceeds Received	Spent Proceeds	Unspent Proceeds
1	Permanent Improvement and Refunding Bonds, Series 2009	Capital Improvements; Refunding at a lower interest rate, etc.	\$11,740,000.00	\$4,055,000.00	\$4,783,768.75	\$262.00	\$309.09	02/01/2028	Yes	\$3,325,000.00	\$3,325,000.00	\$0.00
2	Certificates of Obligation, Series 2009	Capital Improvements	\$1,295,000.00	\$970,000.00	\$1,210,971.91	\$62.67	\$78.24	02/01/2028	Yes	\$11,822,443.67	\$11,822,443.67	\$0.00
3	Permanent Improvement Bonds, Series 2010	Capital Improvements	\$5,000,000.00	\$2,235,000.00	\$2,541,712.50	\$144.41	\$164.23	02/01/2024	Yes	\$1,250,000.00	\$1,250,000.00	\$0.00
4	Permanent Improvement Refunding Bonds, Series 2010	Refunding at a lower interest rate, etc.	\$11,145,000.00	\$3,700,000.00	\$3,921,525.00	\$239.06	\$253.38	02/01/2022	Yes	\$5,000,000.00	\$5,000,000.00	\$0.00
5	Certificates of Obligation, Series 2010	Capital Improvements	\$6,900,000.00	\$3,005,000.00	\$3,424,556.25	\$194.16	\$221.27	02/01/2024	Yes	\$11,546,886.33	\$11,546,886.33	\$0.00
6	Certificates of Obligation, Series 2010A	Capital Improvements	\$1,585,000.00	\$1,030,000.00	\$1,248,225.00	\$66.55	\$80.65	02/01/2028	Yes	\$6,900,000.00	\$6,900,000.00	\$0.00
7	Permanent Improvement Refunding Bonds, Series 2011	Refunding at a lower interest rate, etc.	\$4,790,000.00	\$800,000.00	\$823,850.00	\$51.69	\$53.23	02/01/2020	Yes	\$1,595,000.00	\$1,595,000.00	\$0.00
8	Certificates of Obligation, Series 2011	Capital Improvements	\$910,000.00	\$770,000.00	\$828,512.50	\$49.75	\$53.53	02/01/2023	Yes	\$4,868,422.50	\$4,868,422.50	\$0.00
9	Permanent Improvement Refunding Bonds, Series 2012	Refunding at a lower interest rate, etc.	\$8,555,000.00	\$4,835,000.00	\$4,943,150.00	\$312.40	\$319.39	02/01/2020	Yes	\$865,000.00	\$865,000.00	\$0.00
10	Permanent Improvement Refunding Bonds, Taxable Series 2013	Refunding at a lower interest rate, etc.	\$16,360,000.00	\$5,575,000.00	\$5,661,873.75	\$360.21	\$365.83	02/01/2020	Yes	\$8,776,910.73	\$8,776,910.73	\$0.00
11	General Obligation Refunding Bonds, Series 2016	Refunding at a lower interest rate, etc.	\$3,170,000.00	\$1,545,000.00	\$1,588,602.91	\$99.83	\$102.64	02/01/2022	Yes	\$16,501,372.94	\$16,501,372.94	\$0.00
12	General Obligation Refunding Bonds, Series 2017	Refunding at a lower interest rate, etc.	\$9,965,000.00	\$9,850,000.00	\$11,347,550.50	\$636.43	\$733.19	02/01/2028	Yes	\$3,148,507.31	\$3,148,507.31	\$0.00
<b>Totals:</b>			<b>\$81,415,000.00</b>	<b>\$38,370,000.00</b>	<b>\$42,324,299.07</b>	<b>\$2,479.16</b>	<b>\$2,734.66</b>			<b>\$75,599,543.48</b>	<b>\$75,599,543.48</b>	<b>\$0.00</b>



# Savings from City's Bond Refunding Programs to Lower Interest Costs

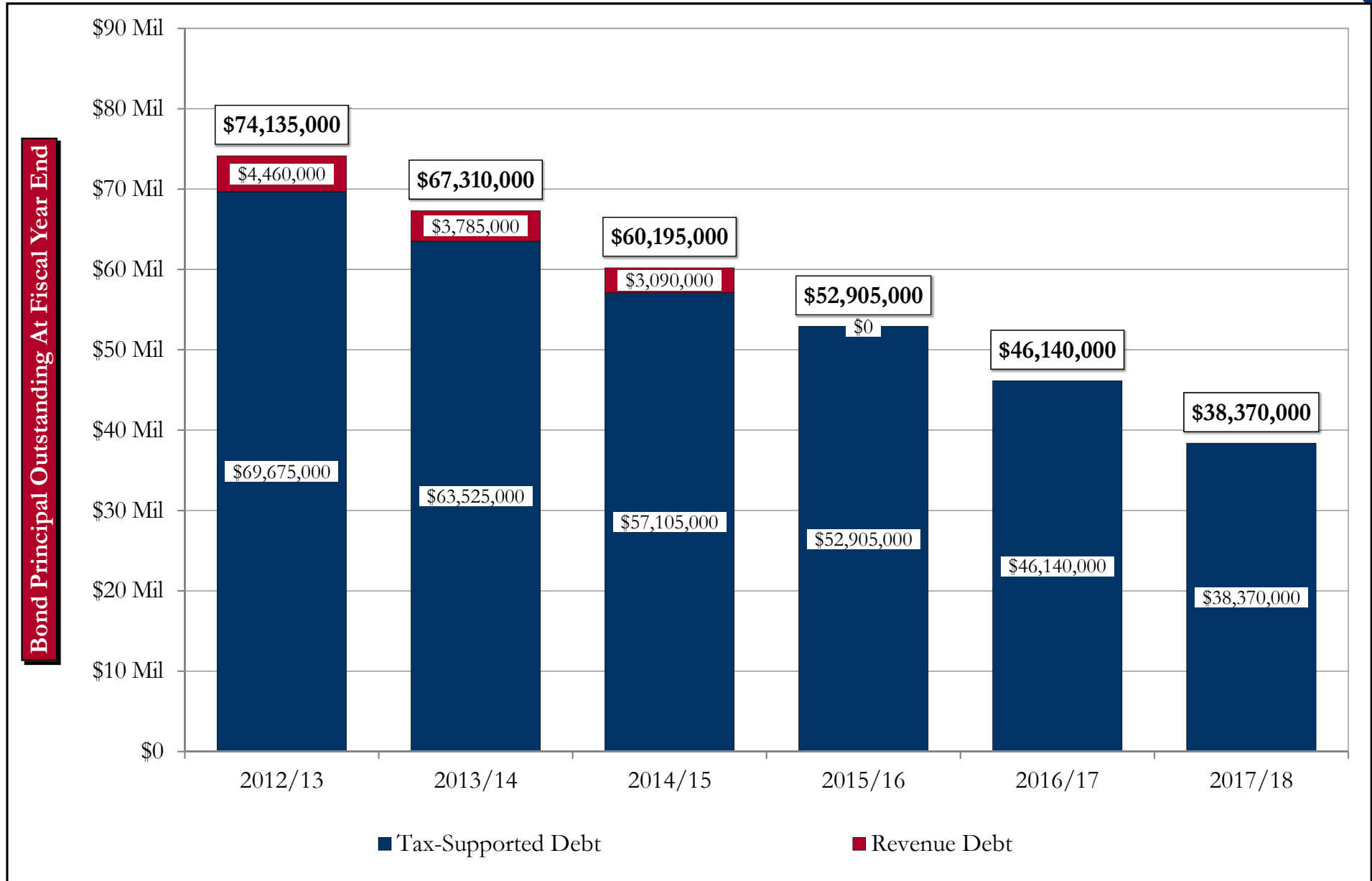
- Over the last 10 years, the City of West University Place has implemented 6 refunding programs to reduce the interest cost on outstanding bond issues – which have generated more than \$4.828 million of savings for City taxpayers.

## Summary of Interest Cost Savings – Bond Refunding Programs

<b>Issue/Description</b>	<b>Series Refunded</b>	<b>Principal Amount Refunded</b>	<b>Total Savings</b>
Permanent Improvement and Refunding Bonds, Series 2009	1998	\$ 3,000,000	\$ 302,525
Permanent Improvement Refunding Bonds, Series 2010	2001A, 2001B & 2002	11,145,000	1,237,369
Permanent Improvement Refunding Bonds, Series 2012	2003	8,475,000	809,252
Permanent Improvement Refunding Bonds, Taxable Series 2013	2005	14,980,000	1,255,247
General Obligation Refunding Bonds, Series 2016	2005 WWSS	3,090,000	191,971
General Obligation Refunding Bonds, Series 2017	2009, 2010 & 2010CO	9,245,000	1,031,720
<b>Totals</b>	---	<b>\$ 49,935,000</b>	<b>\$ 4,828,083</b>

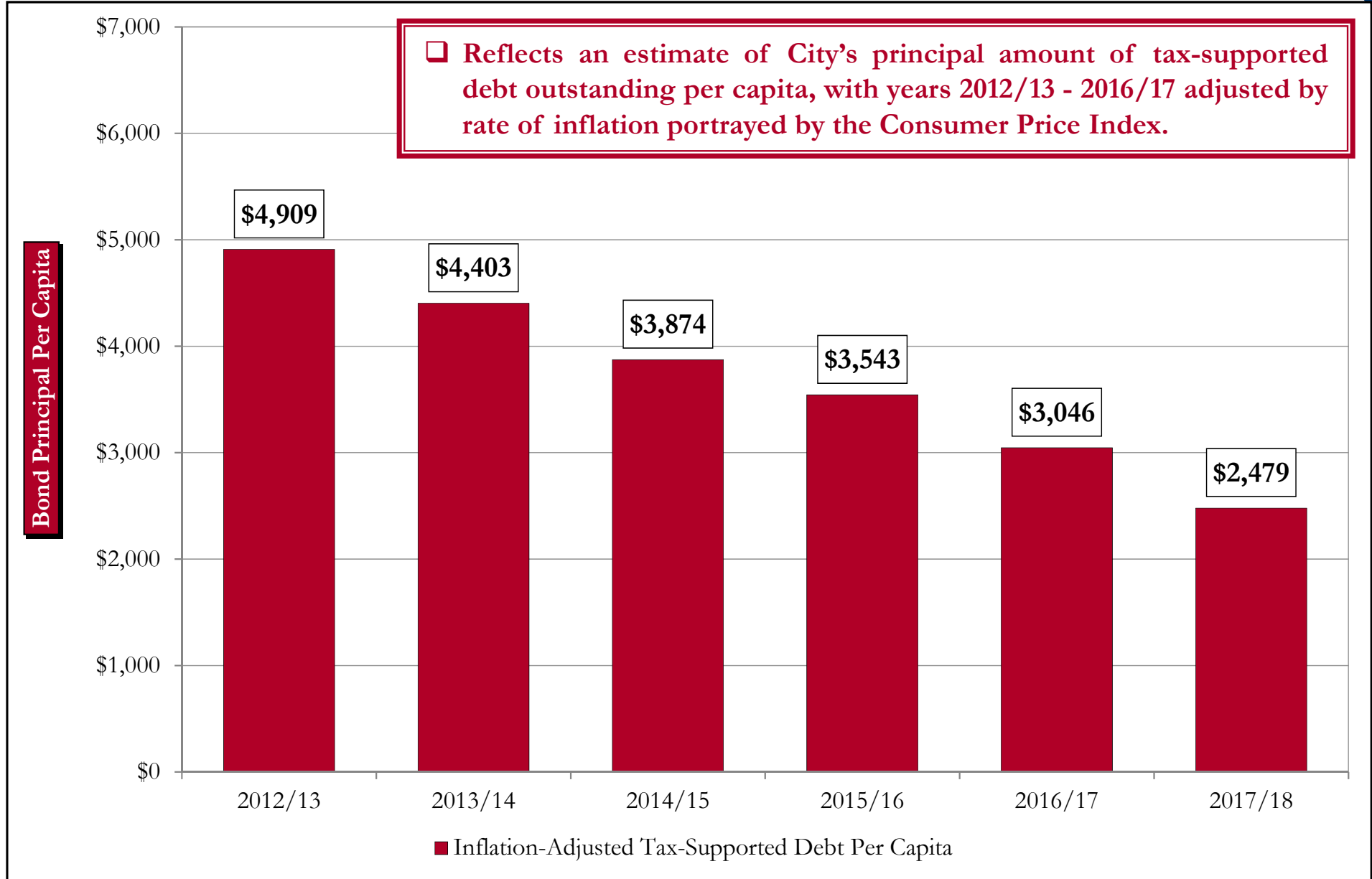


# Total Bond Principal Outstanding At Fiscal Year End





# Inflation-Adjusted Tax-Supported Debt Per Capita





## Contact Information and Links to Additional Resources

### Main Office Contact Information:

Physical and Mailing Address:  
3800 University Blvd.  
West University Place, Texas 77005

Phone: (713) 668-4441

### For additional information regarding this report, please contact:

Ms. Marie Kalka  
Finance Director  
Phone: (713) 662-5816  
Email: [mkalka@westu.gov](mailto:mkalka@westu.gov)

### Links to Additional Resources:

<https://www.comptroller.texas.gov/transparency/local/debt/cities.php>

[http://www.brb.state.tx.us/local\\_debt\\_search.aspx](http://www.brb.state.tx.us/local_debt_search.aspx)